PART NUMBER	REV	FIRST USED	TERMINATOR	FEED TYPE	DESCRIPTION
1529119-1	B	-	BENCH & LEADMAKER	MECH POST FEED	HD-I APPLICATOR
7-1529119-1	B	-	BENCH & LEADMAKER	MECH POST FEED	-1 AND SPARE PARTS
7-1529119-7	A	-	-	-	SPARE PARTS KIT

CRIMP DATA AMP TERMINAL AMP CRIMP SPECS

TERMINAL NAME: RECEPTACLE, 2.8MM FASTIN-FASTON.

CRIMP	SIZE	TYPE	RANGE
WIRE	1.40 [.055 IN]	F	0.2mm² - 0.5mm² △5
INSUL	2.03 [.080 IN]	OV	1.10-1.60 [.043-.063 IN]

WIRE STRIP LENGTH 4.00 [.157 IN]

APPL INSTRUCTION 408-8323 & 408-8490

TERMINAL - - FEED
APPL SPEC 114-18022 △6 - 16.80 [.661 IN]

TERMINALS APPLIED

1534740	-	-	-	-
-	-	-	-	-
-	-	-	-	-
-	-	-	-	-
-	-	-	-	-
-	-	-	-	-
-	-	-	-	-
-	-	-	-	-

WIRE SIZE mm² AWG	CRIMP HEIGHT ✳	REF SETTING
0.50mm²	1.01 ±0.03 [.040 ±.001 IN]	C 0
0.35mm²	0.92 ±0.03 [.036 ±.001 IN]	C 8
0.22mm²	0.85 ±0.03 [.033 ±.001 IN]	D 4
-	-	-
-	-	-
-	-	-
-	-	-
-	-	-
-	-	-
-	-	-
-	-	-
-	-	-
-	-	-

△1 RECOMMENDED SPARE PARTS.
2. GREASE RAM, CAM, CAM FOLLOWER AND FEED ROD LIGHTLY.
3. LUBRICATE DAILY PER THE APPLICATOR INSTRUCTION SHEET SUPPLIED WITH THE APPLICATOR.

△4 CUT TO LENGTH AT ASSEMBLY.

△5 WIRE RANGE SHOWN IS THAT OF THE TERMINAL.

△6 SEE PRODUCT SPECIFICATION 108-18638-1 FOR TENSILE VALUES.

△7 CERTAIN TERMINALS REQUIRE LUBRICATION. REFER TO THE APPLICATOR INSTRUCTION SHEET FOR MORE INFORMATION.

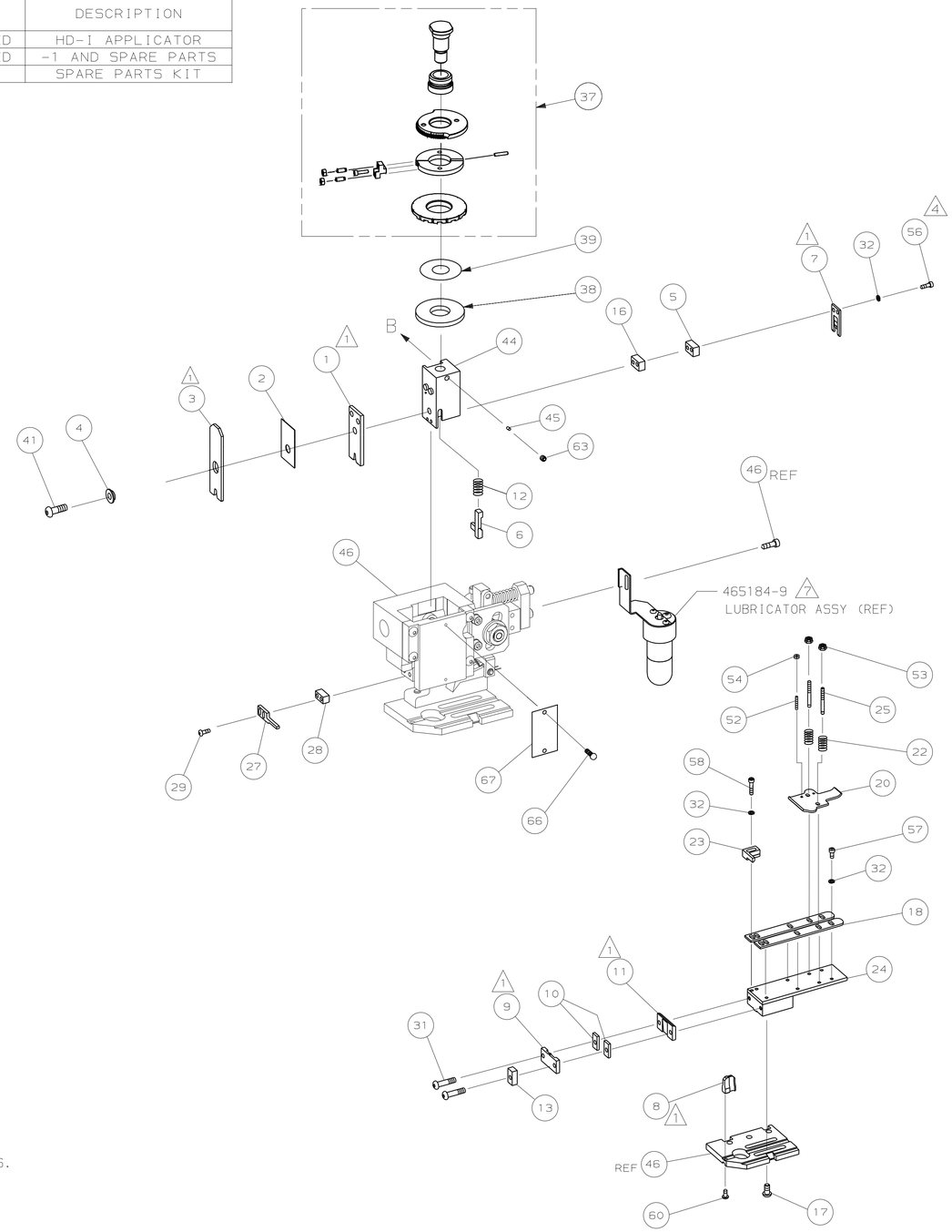

					73
-	1	1	1529119	PRINT, APPLICATOR LOG SHEET	72
-	1	1	1338705-4	DOCUMENTATION PACKAGE	71
					70
					69
					68
-	1	1	461264-5	PLATE, IDENTIFICATION	67
-	2	2	21017-2	SCR,DRIVE(#2X.19)ID PLATE	66
					65
					64
-	1	1	3-18031-0	SCR,SKT SET(M6X6)RAM	63
					62
					61
-	1	1	18024-7	SCR,BHC(M4X10)ANVIL	60
					59
-	2	2	1-18023-3	SCR,SHC(M4X16)HOLD DOWN	58
-	5	5	18023-9	SCR,SHC(M4X6)STRIP GUIDE	57
△4 -	2	2	1-18023-2	SCR,SHC(M4X12)SLUG BLADE	56
					55
-	2	2	18029-1	NUT,HEX(M3)DRAG	54
-	2	2	986965-1	NUT,HEX SL(M4)DRAG STUD	53
-	2	2	2-18032-2	SCR,SKT SET(M3X10)DRAG	52
					51
					50
-	1	1	18024-3	SCR,BHC(M3X10)CAM	49
					48
-	1	1	1338676-1	CAM, POST-FEED 30 & 40 mm ST	47
-	1	1	1338662-1	APPLICATOR, BASIC (SUBASSY)	46
-	1	1	690191-1	PLUG, NYLON	45
-	1	1	1320998-1	RAM	44
					43
					42
-	1	1	2-18024-6	SCREW,BHC(M8X25)CRIMPER	41
					40
-	1	1	690125-1	SHIM SUBASSY	39
-	1	1	469367-9	SPACER, FINE ADJUST	38
-	1	1	879103-3	FINE ADJUST HEAD SUBASSY	37
					36
					35
					34
					33
-	9	9	18025-2	WASHER,LOCK(M4)SHEAR BL	32
-	2	2	1-18024-0	SCR,BHC(M4X20)SHEAR PL	31
					30
-	2	2	18024-8	SCR,BHC(M4X12)STRIPPER	29
-	1	1	3-690451-2	SPACER, STRIPPER	28
-	1	1	240639-1	STRIPPER	27
					26
-	2	2	1320906-1	DRAG, STUD	25
-	1	1	2-1320995-0	PLATE, STRIP GUIDE	24
-	1	1	240825-7	PLATE, STRIP HOLD DOWN	23
-	2	2	4-22281-1	SPRING, DRAG	22
					21
-	1	1	1338665-1	DRAG, STOCK	20
					19
-	2	2	1338663-1	GUIDE, LOWER STRIP	18
-	4	4	1-18024-8	SCR,BHC(M6X12)STRIP GD PL	17
-	1	1	1338708-1	SPACER, SLUG BLADE	16
					15
					14
-	1	1	690481-7	SPACER, HOLD DOWN	13
-	1	1	23846-1	SPRING, HOLD DOWN	12
△1 -	1	1	240833-4	PLATE, REAR SHEAR	11
-	2	2	1-240645-6	SPACER, SHEAR PLATE	10
△1 -	1	1	240642-5	PLATE, FRONT SHEAR	9
△1 1	2	1	1333213-6	ANVIL	8
△1 -	1	1	2-879876-3	BLADE, SLUG	7
-	1	1	2-455892-8	HOLD DOWN, TERMINAL	6
-	1	1	3-240641-7	SPACER, SLUG BLADE	5
-	1	1	238009-4	SPACER, BLOCK CRIMPER	4
△1 1	2	1	9-655621-4	CRIMPER, INSULATION	3
-	1	1	455888-6	SPACER, CRIMPER	2
△1 1	2	1	1-456402-7	CRIMPER, WIRE	1
	-77	-71	-1	PART NO / DESCRIPTION	ITEM NO

← REVISION OF EACH ASSY NO (WHEN BLANK, USE DWG REVISION)

QTY REQD PER ASSY — PARTS LIST

VIEW B ROTATED 180°

POST-FEED 40 mm STROKE

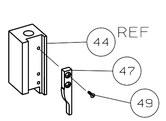

LEADMAKER OR BENCH G

POST-FEED 30 mm STROKE

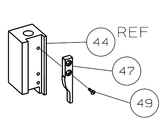

K TERMINATOR BENCH MACHINE

✳ WARNING:
ON INSTALLATION, SET WIRE DISC TO LARGEST WIRE SIZE SETTING.
USE OF SETTINGS BELOW MIN REQ'D CRIMP HEIGHT SETTING WILL CAUSE DAMAGE TO CRIMP TOOLING.

P	F	LTR	REVISION RECORD	APP	DATE
		B	ECR-06-005986	RK	MAR06

DIMENSIONS: mm [INCHES]
DO NOT SCALE PRINT.
TOLERANCES UNLESS OTHERWISE SPECIFIED:
1 PLC DEC ±-
2 PLC DEC ±-
3 PLC DEC ±-
ANGLES ± -
SURF TEXTURE: √
REMOVE BURRS, BREAK SHARP EDGES R0.38 MAX

MATL - HT TR - FIN -
- - -

DR 29SEP04 L.LOFTHOUSE | APP 29SEP04 F.BACKHURST
CHK - - | REL 28OCT04 L.LOFTHOUSE

AMP Tyco Electronics Harrisburg, PA 17105-3608

NAME FINE ADJ END FD HD-I APPL | MACHINE REF HD-I APPL

SCALE - | D | DWG NO 1529119 | SHEET 1 OF 1 | REV B

CAGE CODE 00779 | CUSTOMER AND ASSEMBLY DRAWING | RESTRICTED TO -

LAYOUT L1529119
SET UP GAGE 458638-3

THIS DRAWING IS A CONTROLLED DOCUMENT.
THIS DRAWING IS UNPUBLISHED. © COPYRIGHT 20 .20 . BY AMP INCORPORATED. ALL RIGHTS RESERVED. RELEASED FOR PUBLICATION

LOC A | DIST 66