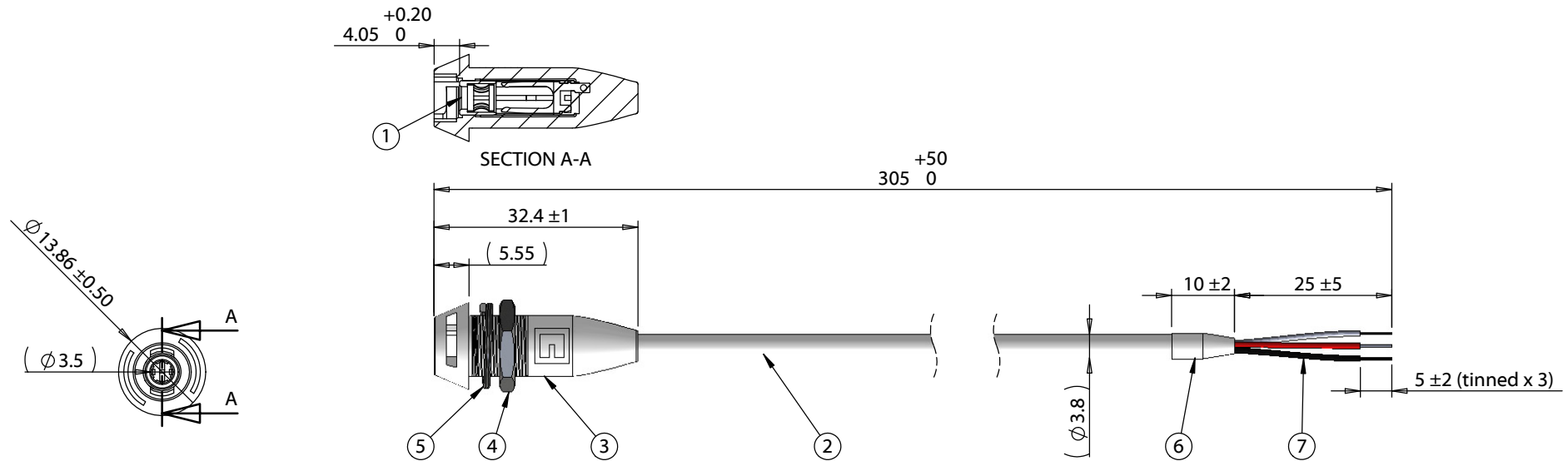
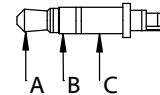
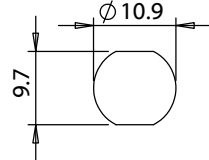


ITEM NO.	PART NUMBER	DESCRIPTION	QTY.	COMPONENT NOTES
1	50-00904	Connector, 3.5xL20.7 mm stereo audio jack, nickel plating, molding type	1	
2	30-00178	Wire, 2C BC, 28 AWG, 300V, 80C, 3.8 mm, foil + shield, PVC, white	1	
3	24-00267	Overmold, audio jack, 3.5 mm, twist lock panel mount, TIC	1	PVC, white
4	56-00000	Hardware, nut, hex, 13x2.5 mm, M11x1.0, brass, nickel plated	1	
5	56-00001	Hardware, washer, lock, 14x11.1x1.1 mm, SPCC, nickel plated	1	
6	Heat Shrink	Heat shrink tubing, white	1	
7	Heat shrink	Heat shrink tubing, black	1	Covers shield wire

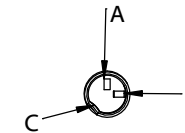


Installation Details

Panel thickness: 1.5 - 4.5 mm
 Recommended Panel cutout:



Mating plug



Back of connector

Wiring Diagram	
50-00904	wire color
A	red
B	white
C	shield/black

Notes:
 Made to mate with cable assembly: 10-03407

Functionally equivalent components may be substituted

Revision:	Date:	Description:	Prepared:	Notes:	<h1>TENSILITY</h1>
A	9/24/2019	Initial release	AW <small>Digitally signed by AW Date: 2019.09.26 08:42:15 -07'00'</small>		
			Verified:	Function test: no open, no short circuit, no intermittent	tel 1.541.323.3228 800 877.670.7118 fax 1.541.323.4202 web tensility.com
			Dimensions are in millimeters. Tolerances: X: ± 0.5 mm X.X: ± 0.3 mm X.XX: ± 0.05 mm	Description: Cable, 305 mm, 3.5 mm 3C 50-00904 twist lock panel mount audio jack to 5 mm tinned, 28 AWG, white	Size: A Part number: 10-03412
					Scale: 1:1 Sheet 1 of 1

5

4

3

2

1