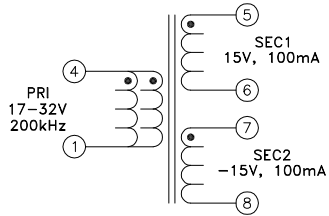
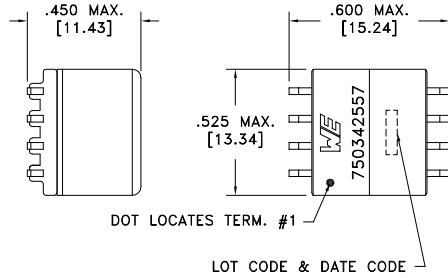
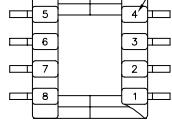


CUSTOMER TERMINAL	RoHS	LEAD(Pb)-FREE
Sn96%, Ag4%	Yes	Yes

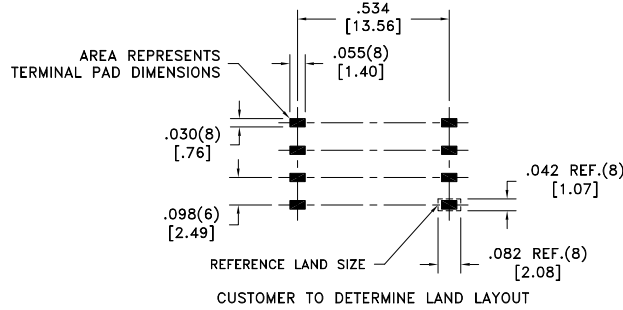


TERM. NO.'s FOR REF. ONLY



Customer to tie terminals 6&7 internally on PCB.

6B



ELECTRICAL SPECIFICATIONS @ 25°C unless otherwise noted:

PARAMETER	TEST CONDITIONS	VALUE
D.C. RESISTANCE	1-4 @20°C	0.086 ohms max.
D.C. RESISTANCE	7-8 @20°C	0.700 ohms max.
D.C. RESISTANCE	5-6 @20°C	0.540 ohms max.
INDUCTANCE	1-4 50kHz, 100mVAC, Ls	50uH ±10%
SATURATION CURRENT	20% rolloff from initial	1.4A min.
LEAKAGE INDUCTANCE	1-4 tie(5+6+7+8), 100kHz, 100mVAC, Ls	0.35uH max.
CAPACITANCE	1-5 tie(6+7), 100kHz, 100mVAC, Cs	120pF max.
DIELECTRIC	1-5 tie(6+7), 1500VAC, 1 second	-
TURNS RATIO	(5-6):(4-1)	1.8:1, ±2%
TURNS RATIO	(5-6):(7-8)	1:1, ±2%

GENERAL SPECIFICATIONS:

OPERATING TEMPERATURE RANGE: -40°C to +125°C including temp rise.

Wire insulation & RoHS status not affected by wire color.  
Wire insulation color may vary depending on availability.

REV.	DATE	Packaging Specifications Method: <b>Tape &amp; Reel</b> PKG-0328 www.we-online.com/midcom		Tolerances unless otherwise specified: Angles: ±1° Fractions: ±1/64 Decimals: ±.005 [.13] Footprint: ±.005 [.13]	DRAWING TITLE <b>INDUCTOR</b>	PART NO. <b>750342557</b>
6B	9/16			This drawing is dual dimensioned. Dimensions in brackets are in millimeters.	eiSos p/n: 750342557	
6A	1/15	SEE REVISION SHEET FOR REVISION LEVEL				SPECIFICATION SHEET 1 OF 1