

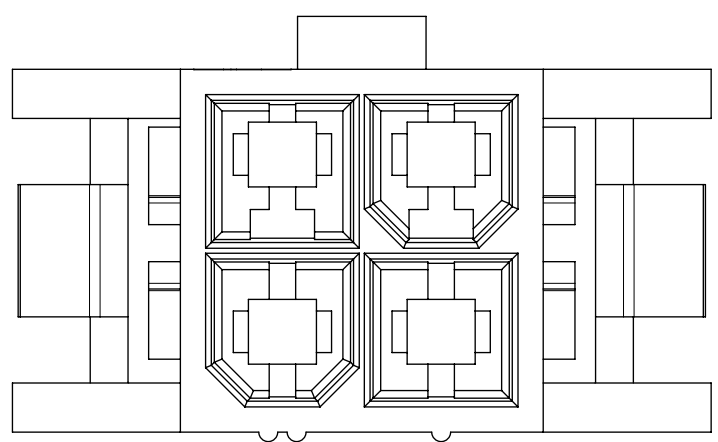
- NOTES:**
- MATERIAL:
'A' = NYLON V-0 LOW HALOGEN; COLOR: BLACK
'B' = NYLON V-2 GLOW WIRE CAPABLE; COLOR: BLACK
 - FINISH: NONE
 - PRODUCT SPECIFICATION: PS-172718-0000
APPLICATION SPECIFICATION: AS-172718-0000
 - PACKAGING SPECIFICATION: 1727671000-PK
 - THIS PART TO BE USED WITH MALE TERMINAL SERIES 172765 AND TPA SERIES 172709.
 - THIS PART MATES WITH SERIES 5557 AND 172708.
 - THIS PART CONFORMS TO CLASS 'B' REQUIREMENTS OF COSMETIC SPECIFICATION PS-45499-002.
 - THIS PRODUCT MUST BE USED WITH THE TPA INSTALLED.
 - SEE DRAWING SD-172709-0000 FOR OTHER TPA INFORMATION.
 - SEE DRAWINGS SD-172765-0000 FOR OTHER CRIMP TERMINAL INFORMATION.
 - PANEL CUTOUT THICKNESS SHOULD BE 2.0MM MAXIMUM

SYMBOLS		THIS DRAWING CONTAINS INFORMATION THAT IS PROPRIETARY TO MOLEX ELECTRONIC TECHNOLOGIES, LLC AND SHOULD NOT BE USED WITHOUT WRITTEN PERMISSION		CURRENT REV DESC: INITIAL RELEASE	
▽ = 0	mm	SCALE	5:1		
▽ = 3	GENERAL TOLERANCES (UNLESS SPECIFIED)		EC NO: 601722		
▽ = 0	ANGULAR TOL ± 0.5°		DRWN: SS06	2018/07/19	
▽ = 0	4 PLACES	±	CHK'D: ISHWARG	2018/07/23	
▽ = 0	3 PLACES	±	APPR: ISHWARG	2018/07/23	
▽ = 0	2 PLACES	± 0.13	INITIAL REVISION:		
▽ = 0	1 PLACE	± 0.2	DRWN: ABABU01	2018/01/05	
▽ = 0	0 PLACES	±	APPR: ISHWARG	2018/07/23	
■ = 0	DRAFT WHERE APPLICABLE MUST REMAIN WITHIN DIMENSIONS		THIRD ANGLE PROJECTION	DRAWING	SERIES
▽ = 0				C-SIZE	172767
DOCUMENT STATUS		P1	RELEASE DATE	2018/07/23	06:33:34
DOCUMENT NUMBER		DOC TYPE		DOC PART	REVISION
1727671000-SD		PSD	000	A	
MATERIAL NUMBER		CUSTOMER		SHEET NUMBER	
SEE TABLE		GENERAL MARKET		1 OF 2	

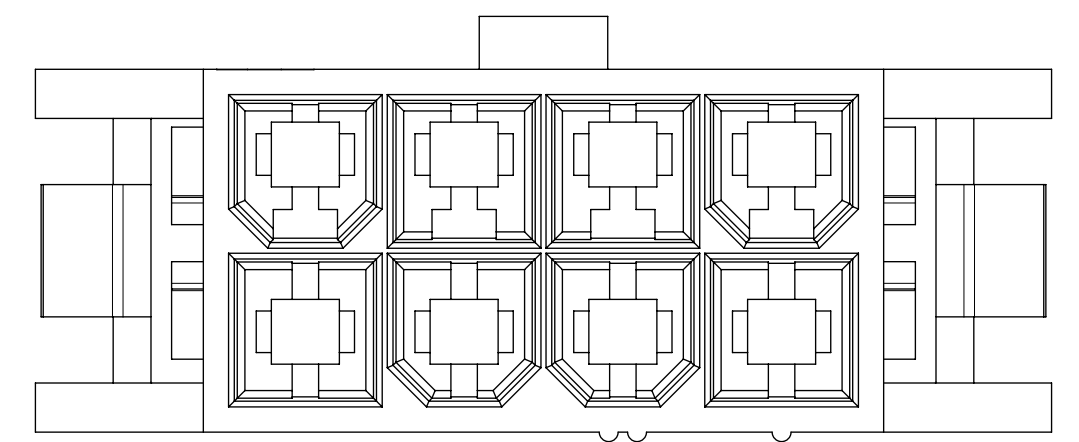
PART NUMBER	CKTS	DIM. A	DIM. B	DIM. C	MATERIAL
1727671004	4	9.6	10.0	15.0	A
1727671104					B
1727671006	6	13.8	14.2	19.2	A
1727671106					B
1727671008	8	18.0	18.4	23.4	A
1727671108					B
1727671010	10	22.2	22.6	27.6	A
1727671110					B
1727671012	12	26.4	26.8	31.8	A
1727671112					B

POLARIZATION DETAIL

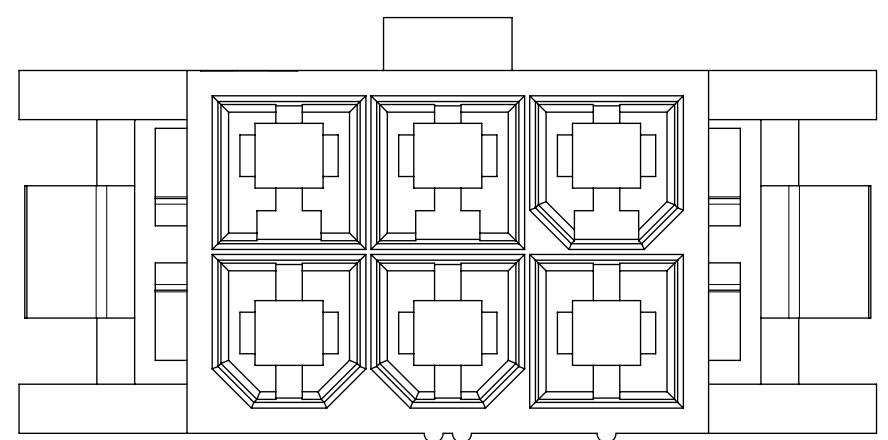
SHOWN WITHOUT TPA OR TERMINAL FOR CLARITY



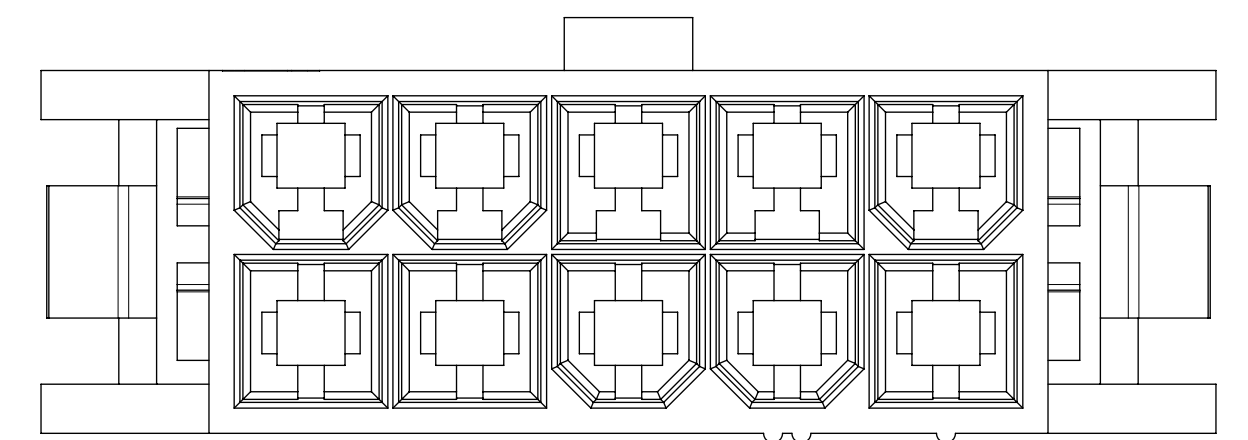
4 CKT



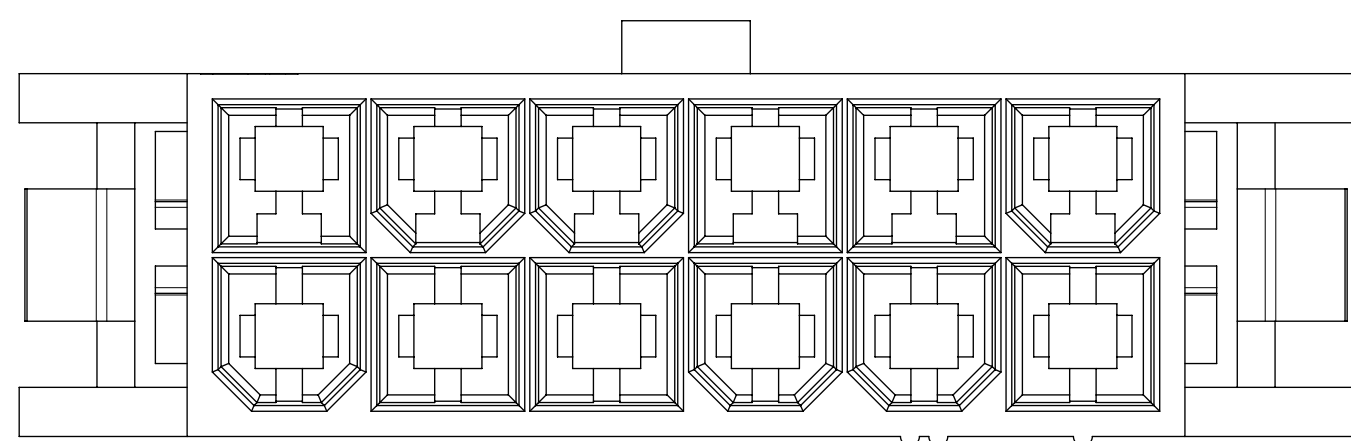
8 CKT



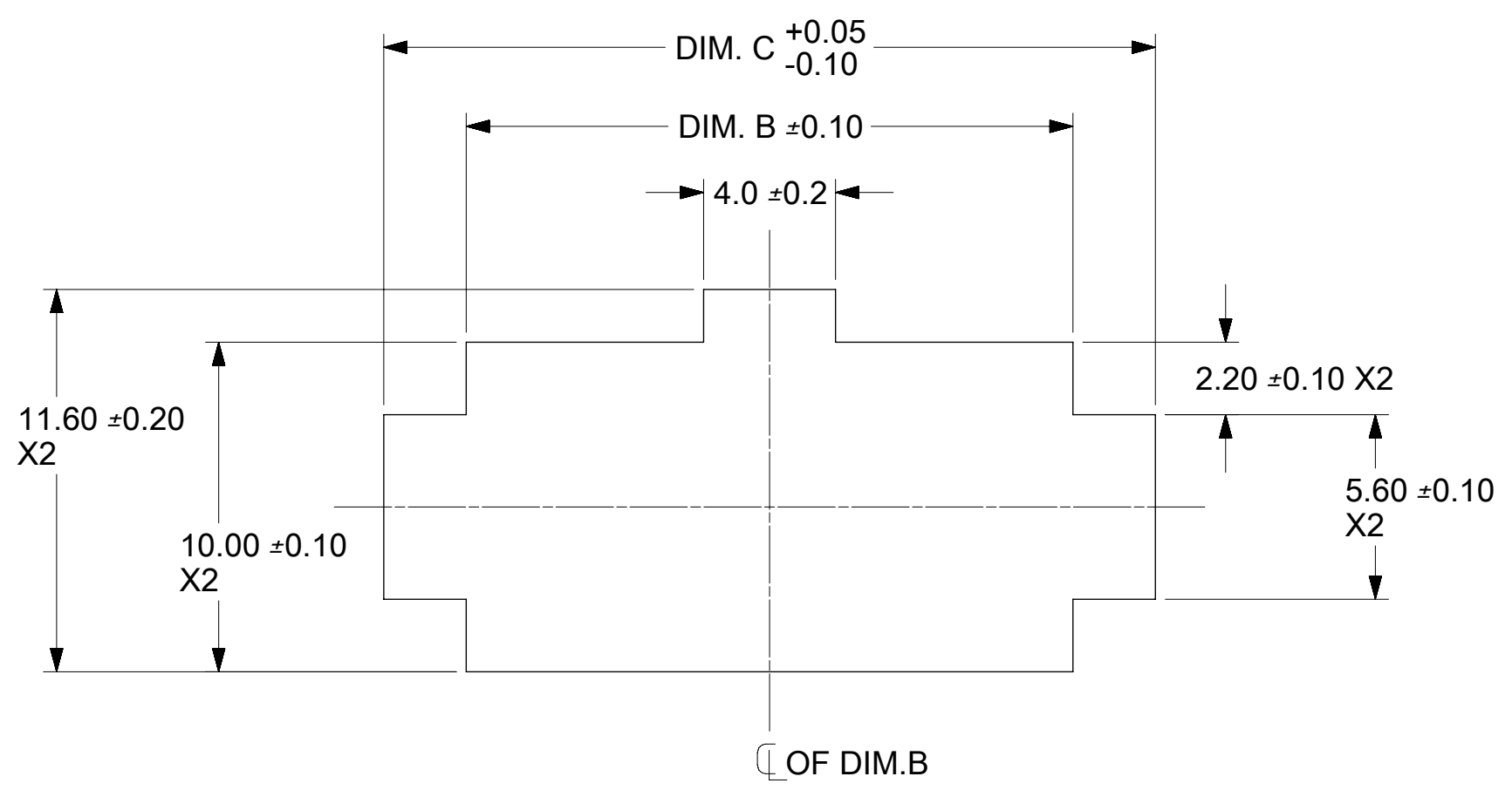
6 CKT



10 CKT



12 CKT



RECOMMENDED PANEL CUT-OUT DIMENSIONS
 PANEL THICKNESS 0.8mm Minimum - 2.0mm Maximum

SYMBOLS		THIS DRAWING CONTAINS INFORMATION THAT IS PROPRIETARY TO MOLEX ELECTRONIC TECHNOLOGIES, LLC AND SHOULD NOT BE USED WITHOUT WRITTEN PERMISSION	
$\nabla = 0$	DIMENSION UNITS	SCALE	CURRENT REV DESC: INITIAL RELEASE
$\nabla = 0$	mm	5:1	
$\nabla = 0$	GENERAL TOLERANCES (UNLESS SPECIFIED)		
$\nabla = 0$	ANGULAR TOL	$\pm 0.5^\circ$	
$\nabla = 0$	4 PLACES	\pm	EC NO: 601722
$\nabla = 0$	3 PLACES	\pm	DRWN: SS06 2018/07/19
$\nabla = 0$	2 PLACES	± 0.13	CHK'D: ISHWARG 2018/07/23
$\nabla = 0$	1 PLACE	± 0.2	APPR: ISHWARG 2018/07/23
$\nabla = 0$	0 PLACES	\pm	INITIAL REVISION:
$\nabla = 0$	DRAFT WHERE APPLICABLE MUST REMAIN WITHIN DIMENSIONS		DRWN: ABABU01 2018/01/05
$\nabla = 0$	THIRD ANGLE PROJECTION		APPR: ISHWARG 2018/07/23
	DRAWING	SERIES	DOCUMENT NUMBER
	C-SIZE	172767	1727671000-SD
	MATERIAL NUMBER	CUSTOMER	DOC TYPE DOC PART REVISION
	SEE TABLE	GENERAL MARKET	PSD 000 A
			SHEET NUMBER
			2 OF 2