

# SERIES 800 B SWITCHES

## PUSHBUTTON SWITCHES - SUB-MINIATURE

TACT SWITCHES

NAVIGATION SWITCHES

PUSHBUTTON SWITCHES

TOGGLE SWITCHES

ROCKER SWITCHES

SLIDE SWITCHES

SNAP-ACTION SWITCHES

DIP SWITCHES

KEYLOCK SWITCHES

ROTARY SWITCHES

DETECTOR SWITCHES

CAP OPTIONS



### FEATURES & BENEFITS

- ▶ Surface mount design
- ▶ Tape & reel packaging

### APPLICATIONS/MARKETS

- ▶ Telecommunications
- ▶ Networking
- ▶ Computers/servers
- ▶ Performance audio
- ▶ Instrumentation
- ▶ Low power on/off designs
- ▶ External hard drives and modems

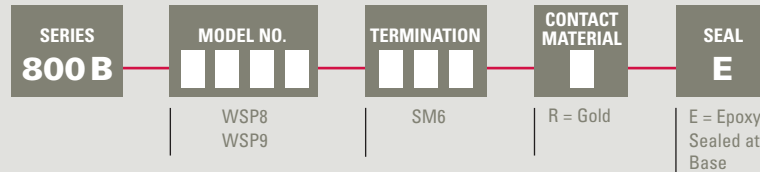
### SPECIFICATIONS

Contact Rating:	0.4 VA max. @ 20 VAC or DC max. (gold)
Life Expectancy:	50,000 make-and-break cycles at full load
Contact Resistance:	20 mΩ typical initial @ 2-4 VDC, 100 mA
Insulation Resistance:	1,000 MΩ min.
Dielectric Strength:	1,000 V RMS @ sea level
Operating Temperature:	-30°C to 85°C
Packaging:	Tape & Reel

### MATERIALS

Case & Bushing:	High temperature material, glass filled 4/6 Nylon, flame retardant, heat stabilized (UL94-V0)
Plunger:	High temperature material, glass filled Nylon 4/6, flame retardant, heat stabilized (UL94-V0) Internal O-Ring seal standard.
Switch Support:	Brass/Steel, tin or tin-lead plated.
Contacts/Terminals:	Gold plate over nickel plated copper alloy.
Terminal Seal:	Epoxy

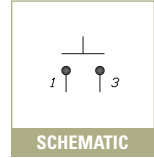
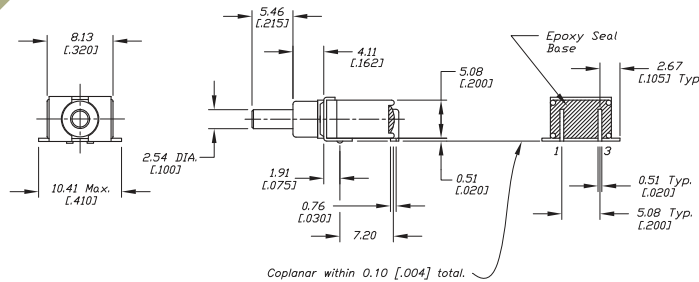
### HOW TO ORDER



**Example Ordering Number**  
800B-WSP9-SM6-R-E

Specifications subject to change without notice 1.8.2018

### WSP9



Model No.	Type
WSP8	SPDT
WSP9	SPST

