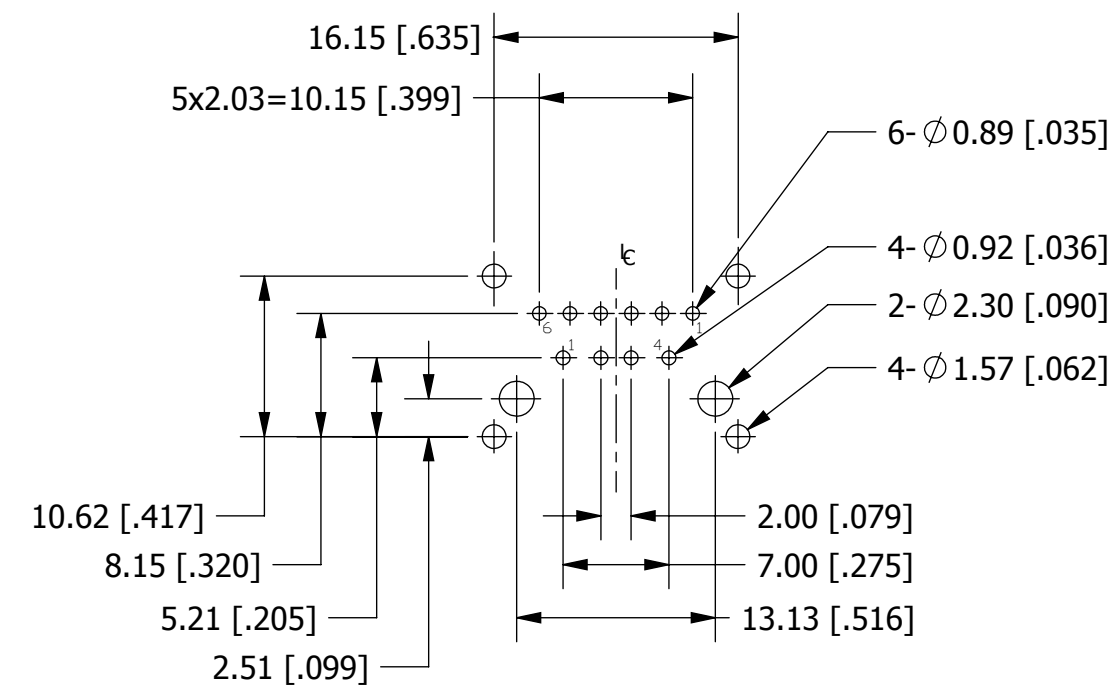
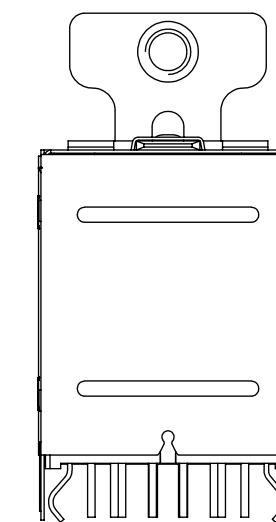
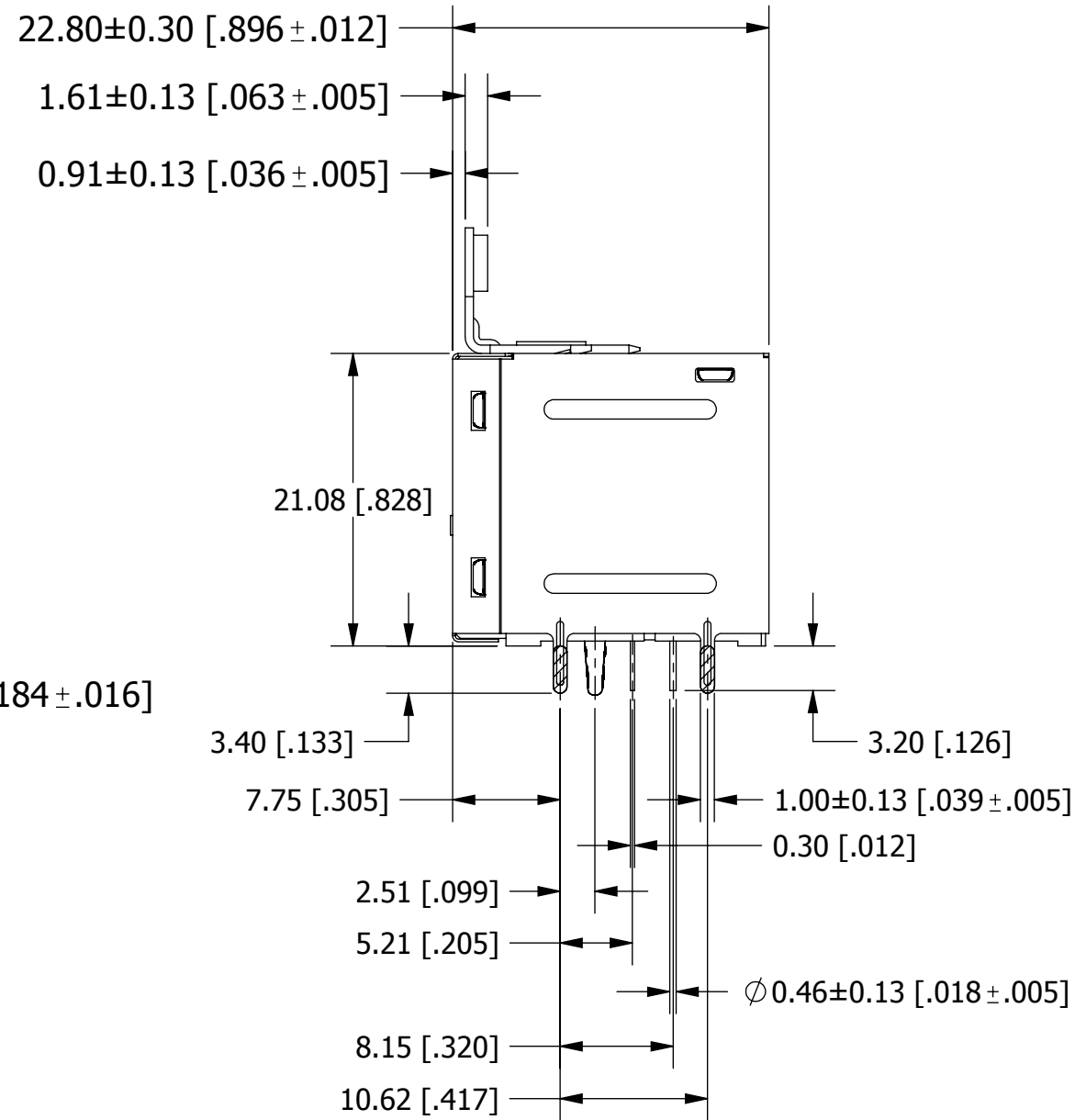
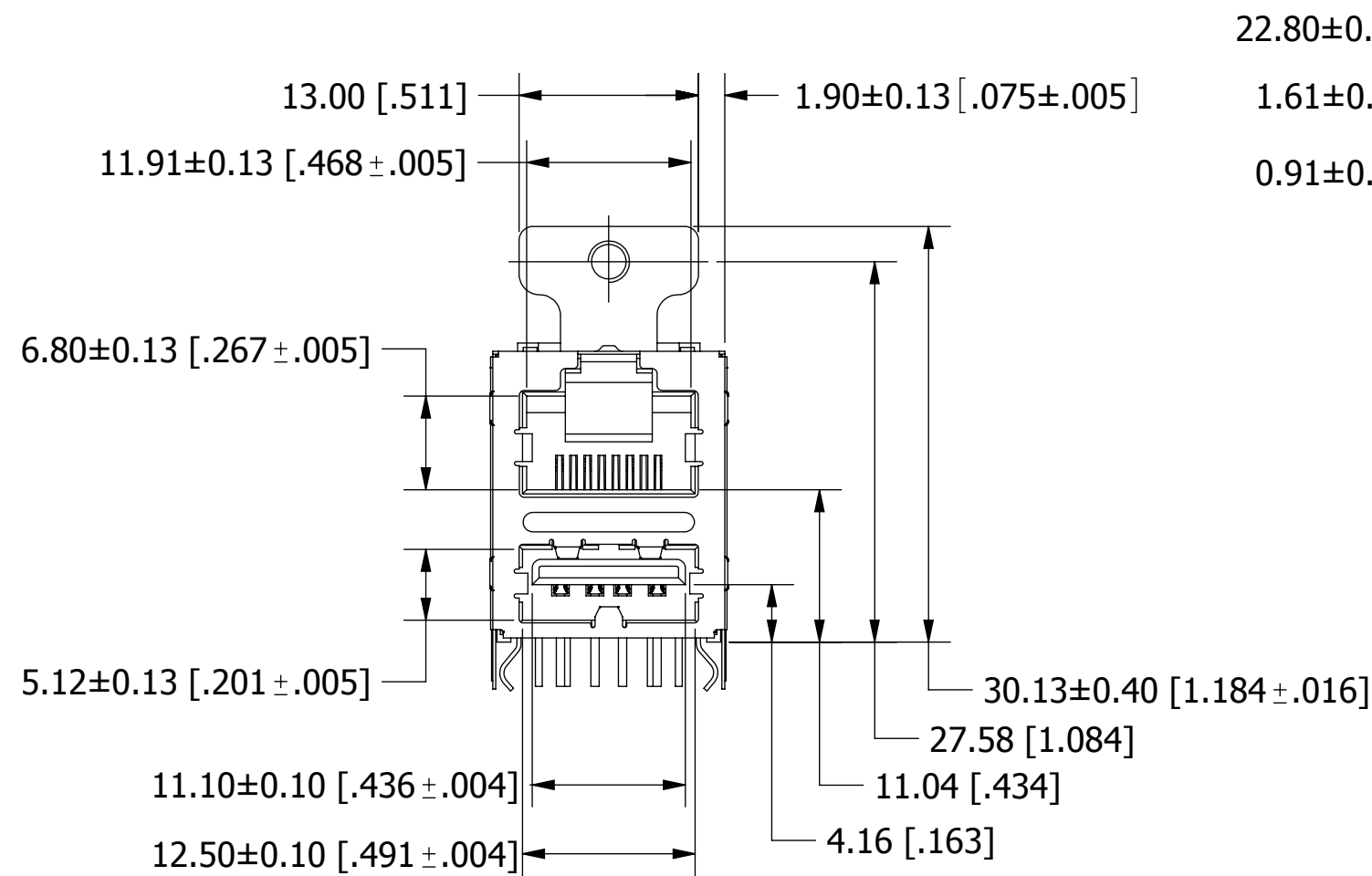
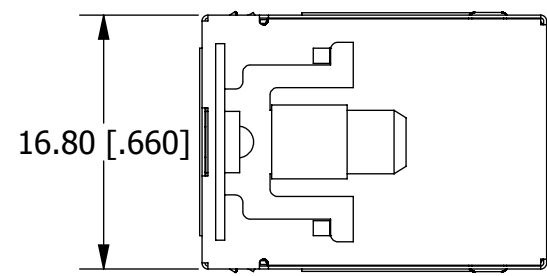



REVISIONS				
REV.	ECO. NO	DESCRIPTION	DATE	BY
A	2406	INITIAL RELEASE	07/28/2011	GC



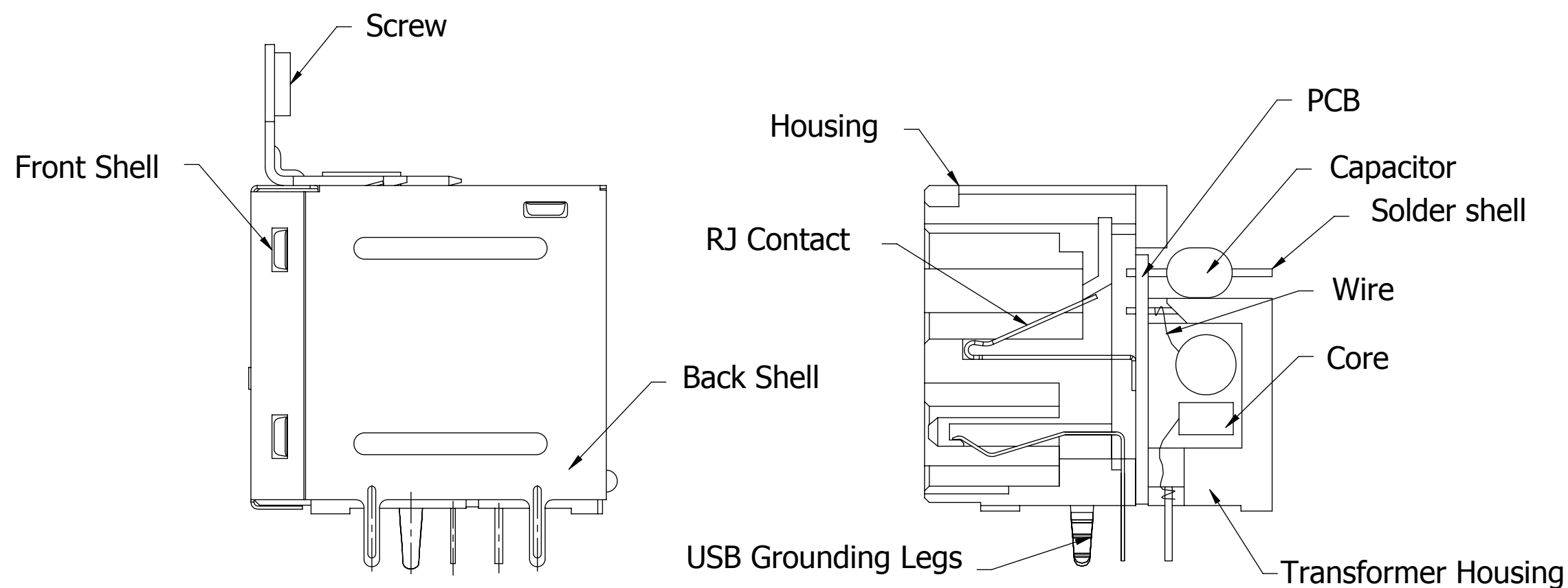
RECOMMENDED P.C.B LAYOUT
TOLERANCE: ±0.05[.002]



RoHS COMPLIANT

UNLESS OTHERWISE SPECIFIED: DIMENSIONS ARE IN MM[INCHES]	DRAWN	DATE	NAME	
		07/28/2011	GC	
TOLERANCES: .X=± 0.25 [.01] .XX=± 0.15 [.006] .XXX=± 0.10 [.0040]	THE INFORMATION HEREIN CONTAINS PROPRIETARY INFORMATION OF SULLINS ELECTRONICS AND IS NOT TO BE REPRODUCED, USED OR DISCLOSED TO OTHERS FOR ANY PURPOSE EXCEPT AS SPECIFICALLY AUTHORIZED IN WRITING BY AN OFFICER OF SULLINS ELECTRONICS.			
	INTERPRET DIMENSIONS AND TOLERANCING PER: ASME Y14.5M-2009			
TITLE		RJ45+ SINGLE PORT USB 10/100 BASE-T		
PART NUMBER		SMJ200-S00C-DS-11		
SIZE	CAGE CODE	DWG. NO.	REV	
C	54453	11818	A	
SCALE: 2:1		SHEET 1 OF 2		

REVISIONS				
REV.	ECO. NO	DESCRIPTION	DATE	BY
A	2406	INITIAL RELEASE	07/28/2011	GC



NTOES:

- Material:
 - Plastic Housing: RJ Housing: PBT,UL94V-0 ,Black
 - Transformer Housing: Phenolic ,UL94v-0 ,Black
 - Terminals: RJ Contacts:0.25mm Thickness,Phosphor Bronze C5191H
 - RJ Solder pins:Ø0.46mm ,Phosphor Bronze C5191H
 - Shields: Front Shield:0.20mm Thickness,SUS201
 - Back Shield:0.20mm Thickness,Brass C2680
 - USB Grounding legs:0.30mm Thickness,S50C
 - Screw Terminals: Steel Alloy
 - PCB: FR-4 Two layer PCB
- Plating:
 - RJ Contact: .000050" min. Nickel Underplate, .000030" Gold On Contact Surface.
 - RJ Solder Pins: .000050" Nickel Underplate, .000100" min.Pure Tin, Matte On Termination.
 - USB Contact & Solder Pins: .000050" Nickel Underplate, Selected G/F and Tin Plating Over.
 - Back Shield: .000030"~.000080" Nickel Overall, Pre-soldering on grounding legs
 - USB Grounding Legs: .000050" Nickel Underplate, .000100" min.Pure Tin, Matte On Termination.
- RoHS Compliance per EU Directive 2002/95/EC
- Durability:1000 times
- USB module complies with USB 2.0 standards
- Operating Temperature Range: 0 °C to +70 °C
- Storage Temperature: -40 °C to 85 °C

Electrical Properties

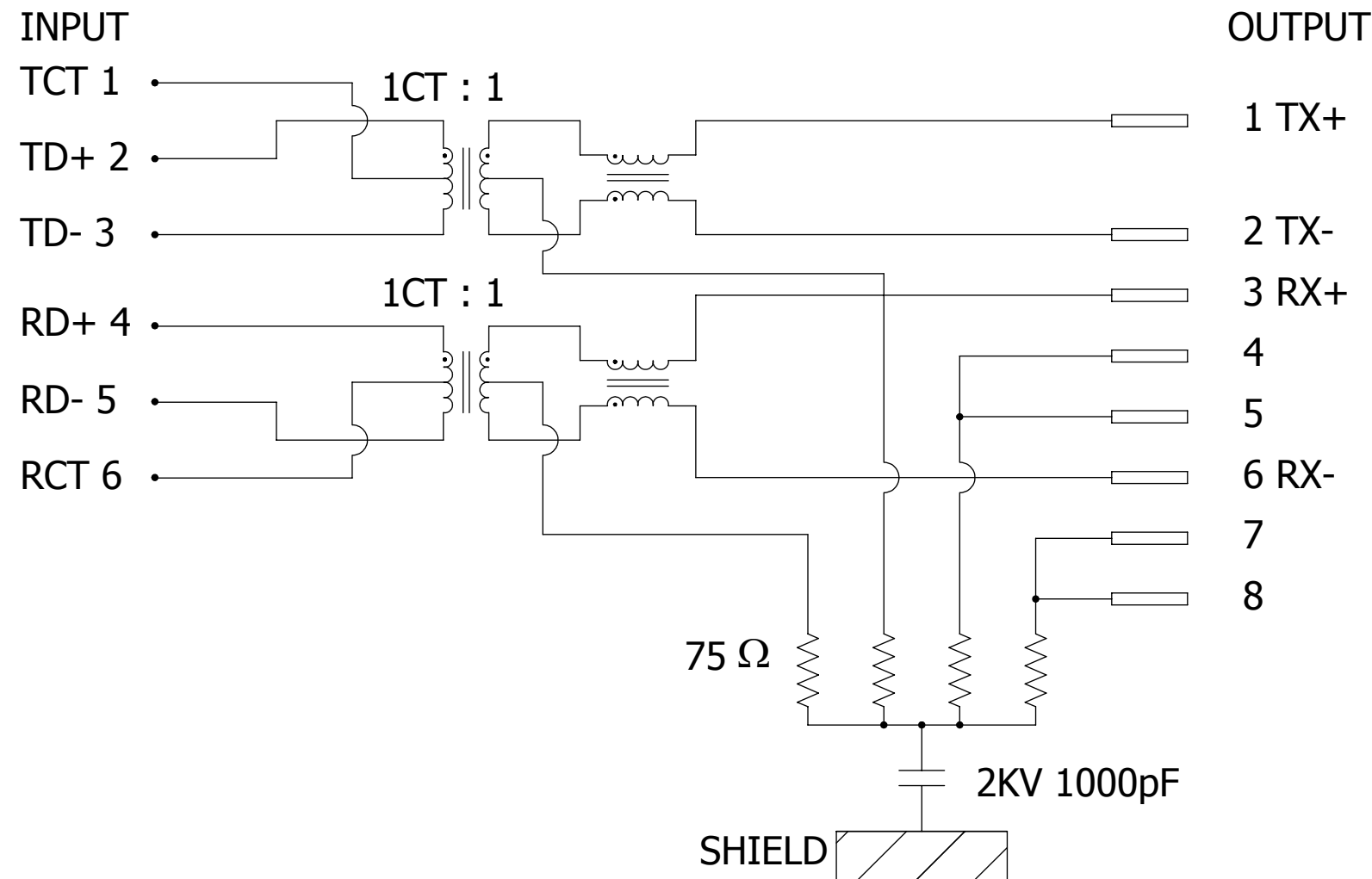
1. Transmitter & Receiver Filter:

Insertion Loss (dB Max)	Return Loss at 100Ω (dB Max)			
	1~100MHz	1~30MHz	30~60MHz	60~80MHz
-1.0	-18	-16	-12	


- Common Mode Rejection @ 1~100 MHz: -30dB MIN
- Cross Talk @ 1~100 MHz: -35dB MIN
- Inductance @ 100KHz/ 0.1V, 8mA DC BIAS: 350uH MIN
- HiPot Test: 1500Vrms, 60sec
- USB Ratings:
 - Insulation Resistance: 1000 M Ohm(MIN)
 - Contact Resistance : 30 m Ohm(MAX)
 - Dielectric Withstanding Voltage: 750 VAC

SCHEMATIC:

1. RJ45



2. USB



RoHS COMPLIANT

UNLESS OTHERWISE SPECIFIED: DIMENSIONS ARE IN MM[INCHES]	DRAWN	DATE	NAME	
		07/28/2011	GC	
TOLERANCES: .X=± 0.25 [.01] .XX=± 0.15 [.006] .XXX=± 0.10 [.0040]	THE INFORMATION HEREIN CONTAINS PROPRIETARY INFORMATION OF SULLINS ELECTRONICS AND IS NOT TO BE REPRODUCED, USED OR DISCLOSED TO OTHERS FOR ANY PURPOSE EXCEPT AS SPECIFICALLY AUTHORIZED IN WRITING BY AN OFFICER OF SULLINS ELECTRONICS.			TITLE
	INTERPRET DIMENSIONS AND TOLERANCING PER: ASME Y14.5M-2009			RJ45+SINGLE PORT USB 10/100 BASE-T
PART NUMBER				SMJ200-S00C-DS-11
SIZE	CAGE CODE	DWG. NO.	REV	
C	54453	11818	A	
SCALE: 2:1			SHEET 2 OF 2	