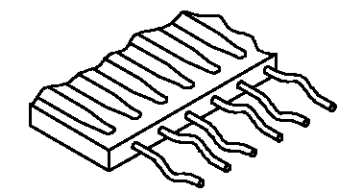
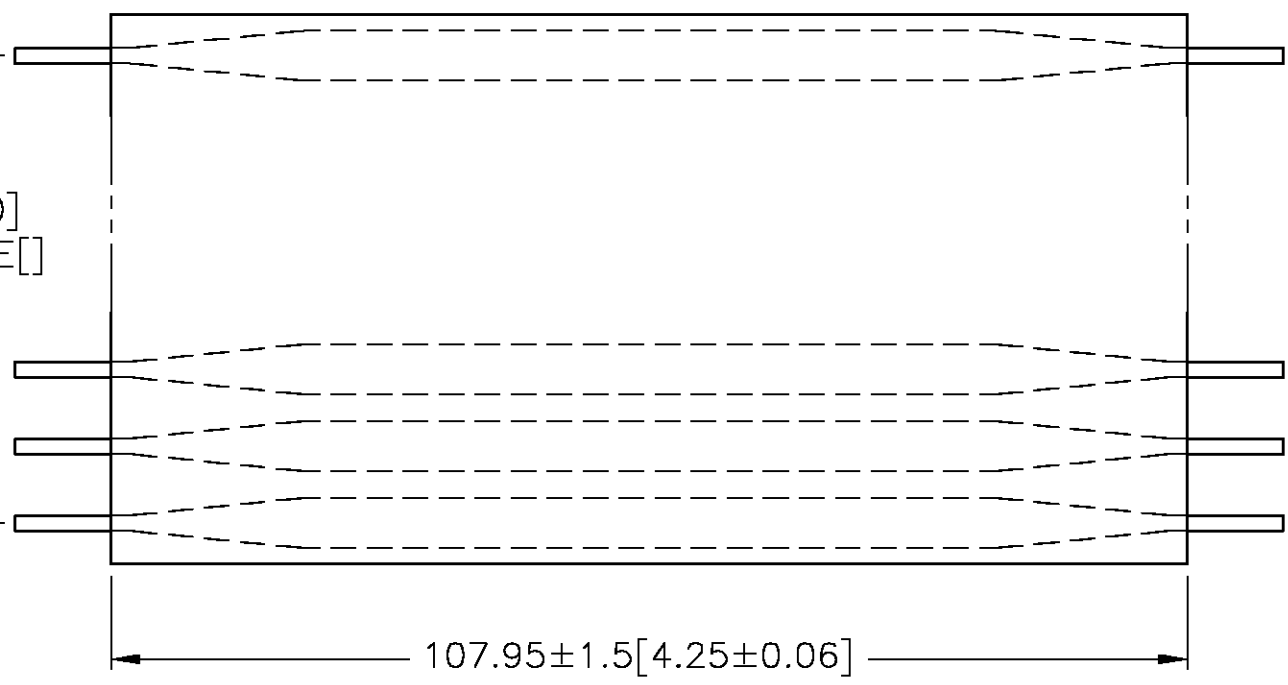


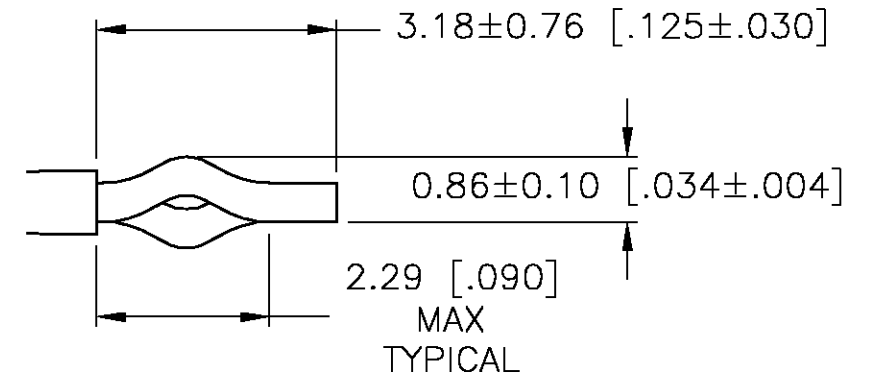
THIS DRAWING IS UNPUBLISHED. RELEASED FOR PUBLICATION
 © COPYRIGHT BY TYCO ELECTRONICS CORPORATION. ALL RIGHTS RESERVED.

| LOC | DIST | REVISIONS | | | | | |
|-----|------|-----------|-----|------------------|---------|-----|------|
| GE | 00 | P | LTR | DESCRIPTION | DATE | DWN | APVD |
| | | 0 | | EC 0K41-00596-04 | 27JUL04 | JRB | CRF |

24 EQ SPACES
 AT 2.54±.25 [0.100±0.010]
 TOLERANCE NON-CUMULATIVE[]



Z BEND
 (BOTH ENDS)



DETAIL A
 SCALE 10:1

DETAIL A
 TYP

1. ALL OTHER SPECIFICATIONS AND REQUIREMENTS PER DRAWING 1474339.

| | |
|-------------|---------------------|
| 1-1437145-4 | AFSN-24.25Z-25 |
| TYCO P/N | PRODUCT DESCRIPTION |

| | | | | |
|---|--|-----------------------------------|---|--------------------|
| THIS DRAWING IS A CONTROLLED DOCUMENT. | | DWN JR BUSSARD 26 JULY 2004 | Tyco Electronics Corporation Harrisburg, Pa 17105-3608 | |
| DIMENSIONS: mm [INCHES] | | CHK CR FULP 26 JULY 2004 | | |
| | | APVD CR FULP 26 JULY 2004 | NAME JUMPER, NOMEX FLEXSTRIP 25 CONDUCTOR | |
| TOLERANCES UNLESS OTHERWISE SPECIFIED: | | PRODUCT SPEC | APPLICATION SPEC | |
| 0 PLC ± 0.2 1 PLC ± 0.1 2 PLC ± 0.05 3 PLC ± 0.010 4 PLC ± - ANGLES ± 2° | | WEIGHT | SIZE A3 | CAGE CODE 00779 |
| MATERIAL | | FINISH | DRAWING NO C-1-1437145-4 | |
| | | | RESTRICTED TO | |
| | | CUSTOMER DRAWING | | SCALE 4:1 |
| | | | | SHEET 1 OF 1 |
| | | | | REV 0 |