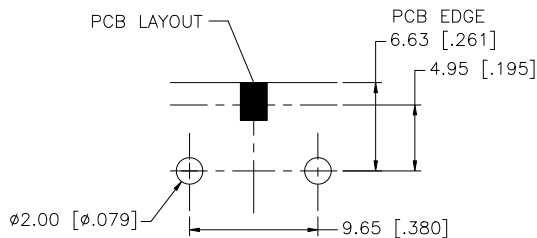
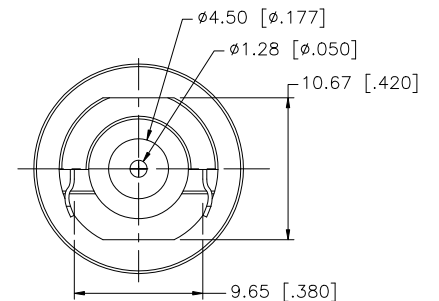
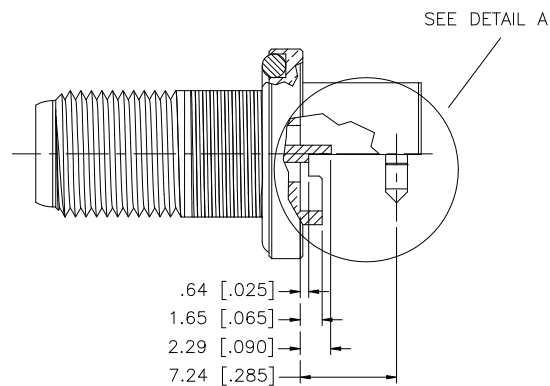
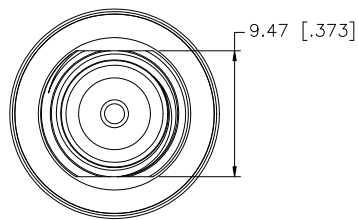
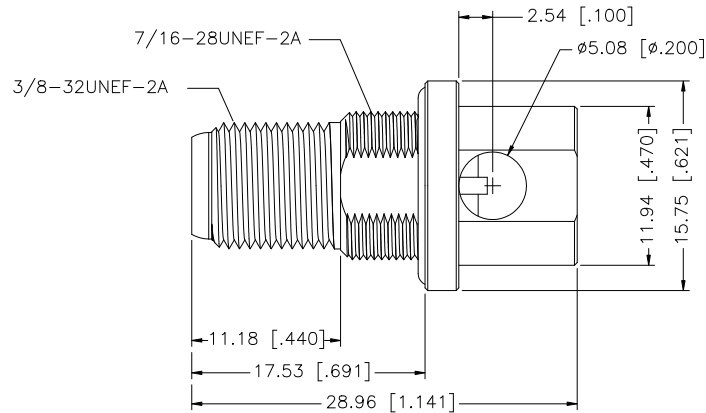
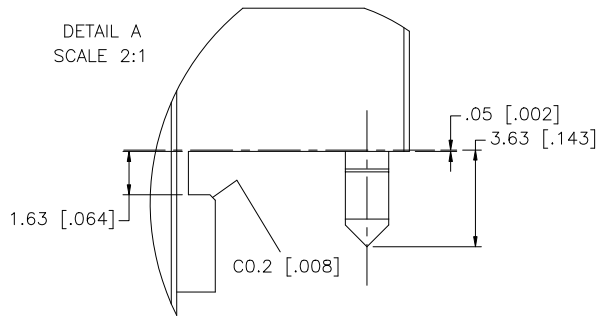


REV.	DATE	ECR NO.	DESCRIPTION
NC	12/29/08	-	INITIAL RELEASE



NOTE:

1. CENTER CONTACT TO ACCEPT MALE MATING CONTACTS FROM .022" [0.56] TO .041" [1.06].

REV.	DATE	ECR NO.	DESCRIPTION
NC	12/29/08	-	INITIAL RELEASE

8				<small>UNLESS OTHERWISE SPECIFIED DIMENSIONS ARE IN MILLIMETERS. DIMENSIONS IN [] ARE IN INCHES AND FOR CUSTOMER REFERENCE ONLY.</small> <small>UNLESS OTHERWISE SPECIFIED TOLERANCES FOR MILLIMETERS ARE:</small> 0.5 - 8mm ± 0.20mm 8 - 30mm ± 0.40mm 30 - 120mm ± 0.50mm <small>UNLESS OTHERWISE SPECIFIED TOLERANCES FOR INCHES ARE:</small> .020 - .315 = ± 0.007" .315 - 1.180 = ± 0.015" 1.180 - 4.724 = ± 0.020"	APPROVALS	DATE	<h1 style="color: blue;">Amphenol Connex</h1>				
7			DRAWN		GRS	12/29/08					
6			CHECKED								
5	GASKET	SILICONE	RED		1	PART DESCRIPTION					
4	CONTACT PIN	BER. COPPER	GOLD		1	F END LAUNCH RECEPTACLE JACK					
3	INSULATOR	PTFE	NATURAL		1	PART NO.					
2	LEGS	S.S.	PASSIVATED S.S.		2	222202-10					
1	HOUSING	BRASS	NICKEL		1	DWG. NO.					
	DESCRIPTION	MATERIAL	FINISH	QTY	222202-10.DWG	REV.	NC	SIZE	A	SCALE	NA
					DO NOT SCALE DRAWING	CAD FILE	C:/222/222202-10.DWG				