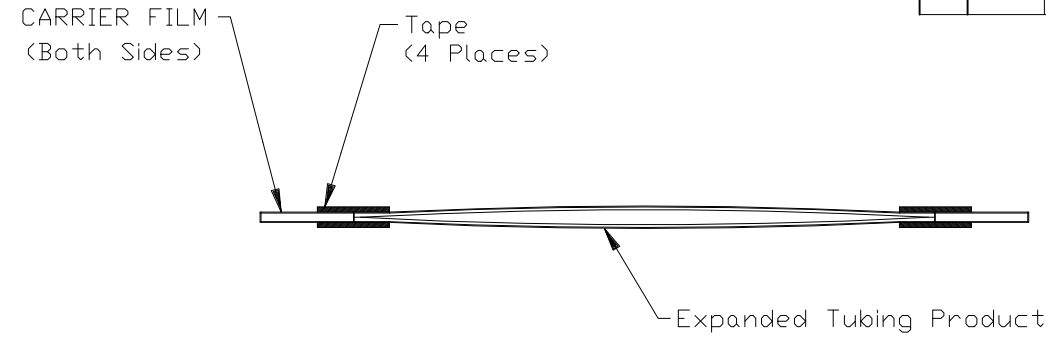
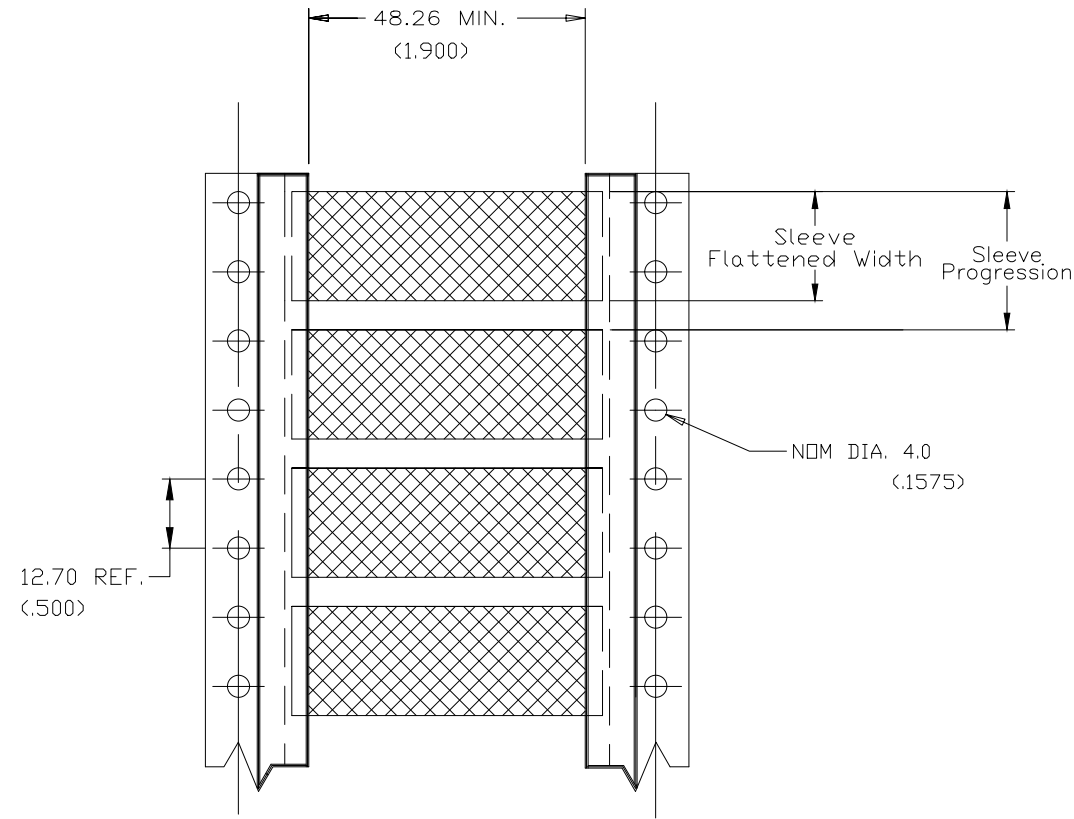


P	LTR	DESCRIPTION	DATE	DWN	APVD
	F1	CONVERSION CORRECTIONS, ECR-20-005962	28MAY2020	AFK	LS

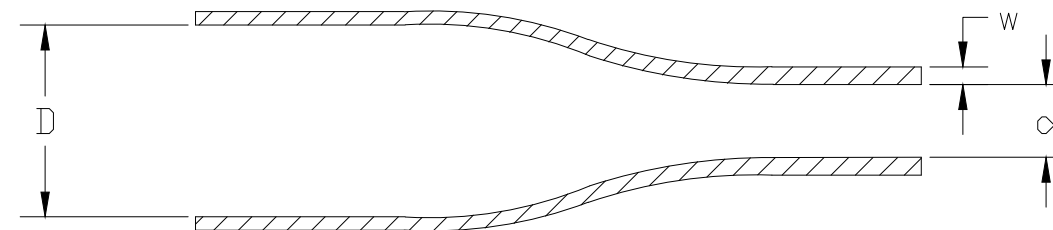


SECTION A - A



Product Size	3/32	1/8	3/16	1/4	3/8	1/2	3/4	1	1-1/2
Minimum Sleeve Flattened Width	4.32 (.170)	5.84 (.230)	8.00 (.315)	10.70 (.420)	15.5 (.610)	20.4 (.804)	30.5 (1.200)	40.4 (1.590)	60.3 (2.37)
Nominal Sleeve Progression	12.70 (.500)	12.70 (.500)	12.70 (.500)	16.93 (.667)	25.40 (1.000)	29.63 (1.167)	42.33 (1.667)	50.80 (2.000)	71.96 (2.833)
"D" Minimum Supplied I.D.	2.38 (.0937)	3.18 (.1250)	4.76 (.1875)	6.35 (.250)	9.53 (.375)	12.70 (.500)	19.05 (.750)	25.40 (1.00)	38.10 (1.50)
"d" Maximum Recovered I.D.	0.79 (.0312)	1.59 (.0625)	2.38 (.0938)	3.18 (.1250)	4.76 (.1875)	6.35 (.250)	9.53 (.375)	12.70 (.500)	19.05 (.750)
"w" Recovered wall	0.38±0.08 (.015±.003)	0.38±0.08 (.015±.003)	0.38±0.08 (.015±.003)	0.38±0.08 (.015±.003)	0.38±0.08 (.015±.003)	0.38±0.08 (.015±.003)	0.38±0.08 (.015±.003)	0.43±0.10 (.017±.004)	0.43±0.10 (.017±.004)

DIMENSIONS IN mm (inches)



THIS DRAWING IS A CONTROLLED DOCUMENT.		DWN AFK CHK -	26FEB2020	TE Connectivity	
DIMENSIONS: mm		TOLERANCES UNLESS OTHERWISE SPECIFIED:			
		0 PLC ± -		APVD LS 26FEB2020	
		1 PLC ± -		PRODUCT SPEC RW-2512	
		2 PLC ± -		APPLICATION SPEC	
		3 PLC ± -		411-121008	
MATERIAL CROSSLINKED PVdF		4 PLC ± -		SIZE A3	
		ANGLES ± -		CAGE CODE 0198G	
FINISH -		± -		DRAWING NO C-MCD160005	
		-		RESTRICTED TO -	
CUSTOMER DRAWING				WEIGHT VARIOUS	SCALE -
				SHEET 1 OF 1	REV F1