


CONVERTER MODULES

**ADAPTS MANY RED LION CONTROLS' COUNTERS AND ACCESSORIES
 TO A WIDE RANGE OF SIGNAL SOURCES**



VCM - VOLTAGE CONVERTER MODULES

Converts AC/DC voltages to an acceptable signal input for many RLC counters and accessories and provides input/output voltage isolation.

TCM - TRIAC CONVERTER MODULE

Accepts unloaded, high off-state leakage triac output from sensors and programmable controllers.

LCM - LOGIC CONVERTER MODULE

Interfaces with CMOS, TTL, and other logic circuits up to +28 VDC, at speeds to 50 KHz. Allows Cub Counters to share sensor outputs with other series counters.

These miniature sized modules are completely encapsulated in PVC, which provides protection against oil, water, dirt, and mechanical damage. They can be quickly and easily mounted to most surfaces by using the self-stick adhesive pad.

VCM - VOLTAGE CONVERTER MODULES

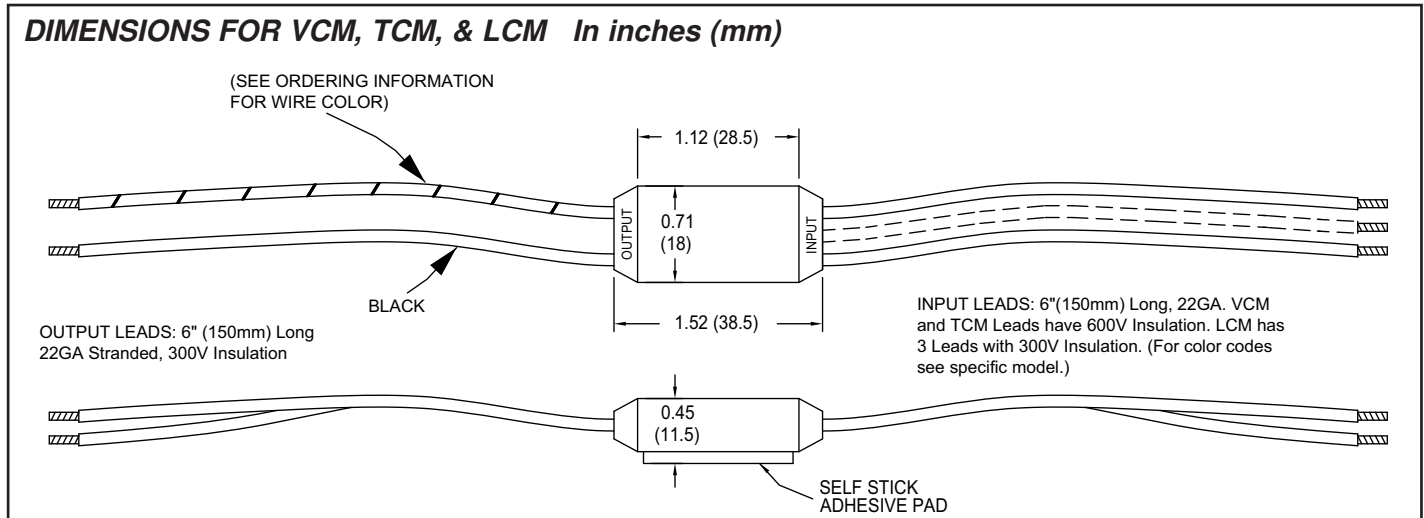
These modules provide a convenient way to adapt RLC Counters to most any machine control voltage signal. They also make it easy to upgrade electro-mechanical counter installations with RLC Counters.

VCM's are available in two input voltage ranges that cover the spectrum from 4-270 V. The non-polarized input of these modules will accept A.C. (50/60 Hz) or D.C. voltages at input cycles up to 30 Hz. The output uses MOSFET technology that is compatible with either the L.S. Count or Remote Reset inputs of RLC Counters. Electrical isolation between input and output is achieved by means of an internal opto-isolator rated at 2300 V_{RMS}.

SPECIFICATIONS

- INPUT:** VCM1 = 4 to 50 VAC/DC, 50/60 Hz
 VCM2 = 50 to 270 VAC/DC, 50/60 Hz
- OUTPUT:** Solid state DC contact closure
 Output rating: 30 VDC at 100 mA max
 Output Isolation: 2300 V_{RMS}
 Off State Leakage: 1 µA max
- FREQUENCY:** Max output frequency 20 Hz
- ENVIRONMENT:** 0-50 °C

DIMENSIONS FOR VCM, TCM, & LCM In inches (mm)



TCM - TRIAC CONVERTER MODULE

The TCM is a specialized version of the VCM. It is specifically designed to operate with photo-electric sensors and programmable controllers that have 115 VAC Triac outputs. Due to protective suppression circuits connected in parallel with Triacs, these outputs have a high OFF-State Leakage current, which, if unloaded, is sufficient to keep a VCM in the ON condition continuously.

The TCM incorporates a current bias that offsets output leakage currents up to 4 mA and allows the application of RLC Counters to most unloaded Triac outputs. These modules are available for operation with 115 VAC $\pm 10\%$ 50/60 Hz only. They operate at count rates up to 10 cps, and also provide input/output electrical isolation. Connections for the TCM are the same as those for the VCM.

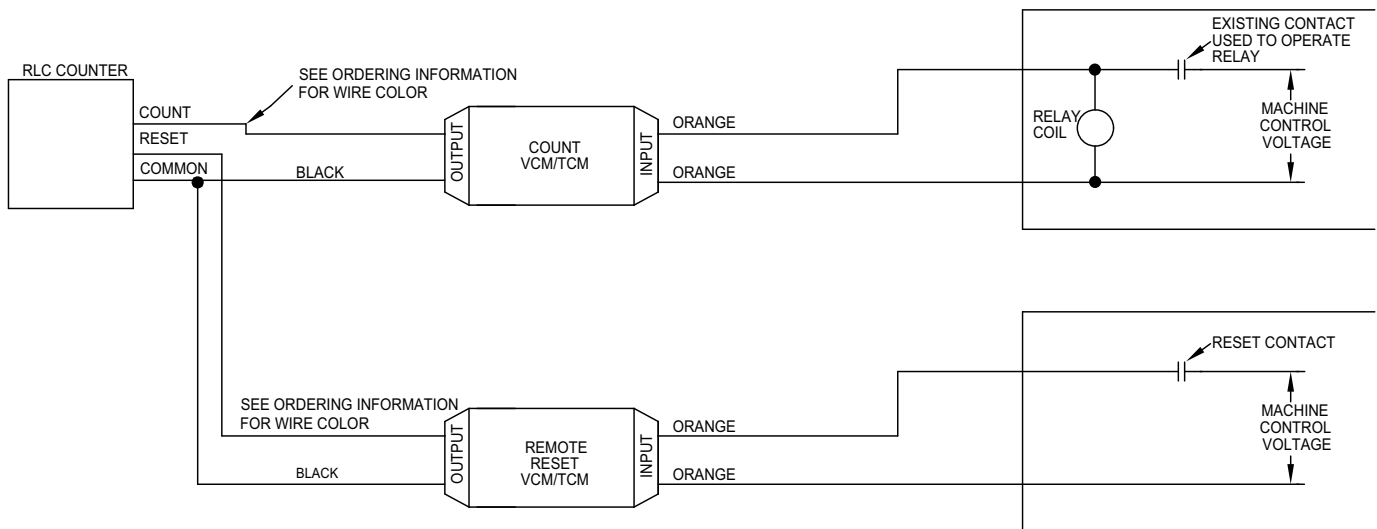
Note: VCM's can be used with Triac outputs that are also driving substantial loads, since the load will shunt the leakage current away from the VCM input.

SPECIFICATIONS

- INPUT:** 115 VAC $\pm 10\%$ (50/60 Hz) 10 mA max current draw
- FREQUENCY:** 10 Hz max output
- OUTPUT:** Solid state DC contact closure
Output rating: 30 VDC at 100 mA
Output Isolation: 2300 V_{RMS}
Off State Leakage: 1 μ A max
- ENVIRONMENT:** 0-50 °C

TYPICAL CONNECTION EXAMPLE FOR VCM & TCM (Shown with optional VCM for Control Voltage Remote Reset)

Consult Connections and Configurations set up information in counter instruction literature for wiring. Reference switch and contact input information.



LCM - CONVERTER MODULE

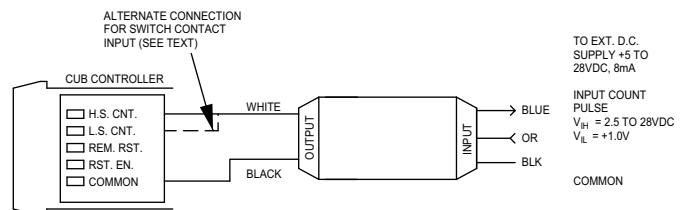
The LCM adapts CUB* Counters to practically any type of logic and sensor output, and to any count signal voltage from +3 to +28 VDC. The module accepts input count pulses from NPN Open-Collector Transistor outputs, Bi-Polar outputs, or sourcing outputs such as Emitter-Follower or PNP Open-Collector Transistors (*Sourcing outputs must be externally loaded with a load of 10 Kohms or less*). The LCM output is a Bi-Polar drive that is compatible with either the Low-Speed or High-Speed Counter inputs as well as the Remote Reset input** of the CUB Counters. The output is inverted with respect to the input which causes the CUB Counter to increment on the leading (*positive going*) edge of a count pulse. Power for operation of the LCM can be normally obtained from the existing D.C. power supply used to operate the sensor or other logic circuitry. When count pulse signals are generated by switch contacts the LCM output can be applied to the L.S. input of the CUB to de-bounce these pulses. Minimum pulse width when driving the L.S. input is 10 msec and maximum count rate is 50 cps.

* LCM intended for use with CUB1,2,3, and 7.

** When used to operate Remote Reset input, the LCM will reset counter when input to LCM goes high due to signal inversion.

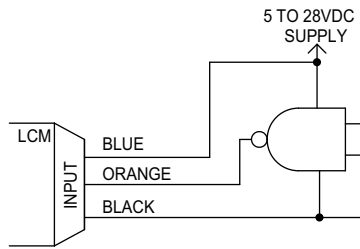
SPECIFICATIONS

- POWER:** 5 to 28 VDC, 8 mA max
- INPUT:** V_{IH} = +2.5 to 28 VDC, 500 μ A max source
V_{IL} = +1.0 VDC, 50 μ A max sink
- OUTPUT:** Bipolar 3 VDC with 1 mA sink/source (output should not be connected to voltage levels above 3.5 VDC)
- FREQUENCY:** MAX input/output frequency = 50 KHz (see counter input for frequency limitations)
- ENVIRONMENT:** 0-50 °C

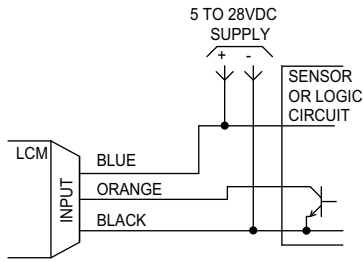


TYPICAL INPUTS TO LCM

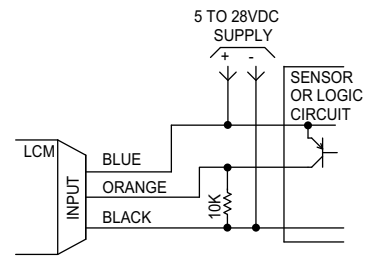
CMOS OR TTL



NPN OPEN COLLECTOR (SINK OUTPUT)



PNP OPEN COLLECTOR (SOURCE OUTPUT)



ORDERING INFORMATION

MODEL NO.	DESCRIPTION	INPUT VOLTAGE	OUTPUT WIRE COLOR	PART NUMBER
VCM	Voltage Converter Module	4 - 50 V AC/DC	yellow	VCM10000
		50 - 270 V AC/DC	white	VCM20000
TCM	Triac Converter Module	115 VAC \pm 10%	white/green trace	TCM10000
LCM	Logic Converter Module	+3 to +28 VDC (signal) +5 to +28 VDC (supply)	white	LCM10000

LIMITED WARRANTY

The Company warrants the products it manufactures against defects in materials and workmanship for a period limited to two years from the date of shipment, provided the products have been stored, handled, installed, and used under proper conditions. The Company's liability under this limited warranty shall extend only to the repair or replacement of a defective product, at The Company's option. The Company disclaims all liability for any affirmation, promise or representation with respect to the products.

The customer agrees to hold Red Lion Controls harmless from, defend, and indemnify RLC against damages, claims, and expenses arising out of subsequent sales of RLC products or products containing components manufactured by RLC and based upon personal injuries, deaths, property damage, lost profits, and other matters which Buyer, its employees, or sub-contractors are or may be to any extent liable, including without limitation penalties imposed by the Consumer Product Safety Act (P.L. 92-573) and liability imposed upon any person pursuant to the Magnuson-Moss Warranty Act (P.L. 93-637), as now in effect or as amended hereafter.

No warranties expressed or implied are created with respect to The Company's products except those expressly contained herein. The Customer acknowledges the disclaimers and limitations contained herein and relies on no other warranties or affirmations.

Red Lion Controls
Headquarters
20 Willow Springs Circle
York PA 17406
Tel +1 (717) 767-6511
Fax +1 (717) 764-0839

Red Lion Controls
Europe
Printerweg 10
NL - 3821 AD Amersfoort
Tel +31 (0) 334 723 225
Fax +31 (0) 334 893 793

Red Lion Controls
India
54, Vishvas Tenement
GST Road, New Ranip,
Ahmedabad-382480 Gujarat, India
Tel +91 987 954 0503
Fax +91 79 275 31 350

Red Lion Controls
China
Unit 101, XinAn Plaza
Building 13, No.99 Tianzhou Road
ShangHai, P.R. China 200223
Tel +86 21 6113-3688
Fax +86 21 6113-3683