

# FP 0,8/ 52-MV-SH 1,15 - SMD male connector, shielded

1043789

<https://www.phoenixcontact.com/us/products/1043789>

Please be informed that the data shown in this PDF document is generated from our online catalog. Please find the complete data in the user documentation. Our general terms of use for downloads are valid.



shielded SMD male connector, nominal current: 1.7 A, Test voltage: 500 V AC, number of positions: 52, pitch: 0.8 mm, color: black, contact surface: Gold, contact connection type: Pin, mounting: SMD soldering

## Your advantages

- Gold-plated contacts ensure transfer quality remains stable over the long term
- Reliable mechanical and electrical connections, thanks to the double-sided ScaleX contact system
- Robustness: ScaleX technology for high tolerance compensation and protection of contacts
- Flexible device design: various numbers of positions, designs, and stack heights with high wipe lengths

## Commercial data

Item number	1043789
Packing unit	1 pc
Minimum order quantity	500 pc
Sales key	AA23
Product key	AAWJDB
GTIN	4055626608372
Weight per piece (including packing)	2.613 g
Weight per piece (excluding packing)	2.22 g
Customs tariff number	85366930
Country of origin	CN

# FP 0,8/ 52-MV-SH 1,15 - SMD male connector, shielded



1043789

<https://www.phoenixcontact.com/us/products/1043789>

## Technical data

### Product properties

Product type	shielded SMD male connector
Product family	FP 0,8/...-MV-SH 1,15
Number of positions	52
Pitch	0.8 mm
Number of rows	2
Number of potentials	52
Pin layout	Linear pad geometry
Electrical characteristic	shielded

### Electrical properties

Nominal current $I_N$	1.7 A IEC 60512-5-2:2002-02 (at 20°C 52-pos.)
Degree of pollution	3
Contact resistance	20 mΩ
Test voltage	500 V AC IEC 60512-4-1:2003
Electrical characteristic	shielded

### Mounting

Mounting type	SMD soldering
Pin layout	Linear pad geometry

### Processing notes

Process	Reflow soldering
Moisture Sensitive Level	MSL 1
Classification temperature $T_c$	260 °C

### Material specifications

#### Material data - contact

Note	WEEE/RoHS-compliant, free of whiskers according to IEC 60068-2-82/JEDEC JESD 201
Contact material	Cu alloy
Surface characteristics	Selective coating
Metal surface contact area (top layer)	Gold (Au)
Metal surface contact area (middle layer)	Nickel (Ni)
Metal surface soldering area (top layer)	Tin (Sn)
Metal surface soldering area (middle layer)	Nickel (Ni)

#### Material data - housing

Color (Housing)	black (9005)
Insulating material	LCP
Insulating material group	IIIb
CTI according to IEC 60112	150

# FP 0,8/ 52-MV-SH 1,15 - SMD male connector, shielded



1043789

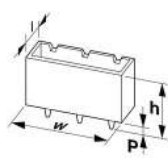
<https://www.phoenixcontact.com/us/products/1043789>

Flammability rating according to UL 94	V0
--	----

## Notes

Notes on operation	The permissible voltage during operation depends on the application, taking into consideration the air clearances and creepage distances within the scope of insulation requirements in accordance with IEC 60664-1.
Details for soldering processes	The items are suitable for assembly on both sides and for overhead soldering.

## Dimensions

Dimensional drawing	
Pitch	0.8 mm
Width [w]	24.7 mm
Height [h]	6.25 mm
Length [l]	6.1 mm
Installed height	5.65 mm

## Application

Contact cover	0.8 mm
Center offset	± 0.7 mm in longitudinal and transverse direction
Stack height	6 mm Tolerance: +1,5 mm (in combination with Range of articles:FP 0,8/...-FV-SH 4,85)
	9 mm Tolerance: +1,5 mm (in combination with Range of articles:FP 0,8/...-FV-SH 7,85)
	12 mm Tolerance: +1,5 mm (in combination with Range of articles:FP 0,8/...-FV-SH 10,85)
Wipe length	1.5 mm
Angular tolerance	± 5 ° in longitudinal and transverse direction (when plugging in)
	± 5 ° in longitudinal and transverse direction (when plugged in)
Axial offset in X direction (longitudinal)	± 0.3 mm (Tolerance compensation when plugged in)
Axial offset in Y direction (transversal)	± 0.3 mm (Tolerance compensation when plugged in)

## PCB design

Pad geometry	0.5 x 1.1 mm
--------------	--------------

## Electrical tests

### Insulation resistance

Specification	IEC 60512-3-1:2002-02
Insulation resistance, neighboring positions	≥ 5 GΩ

### Air clearances and creepage distances |

Insulating material group	IIIb
---------------------------	------

# FP 0,8/ 52-MV-SH 1,15 - SMD male connector, shielded



1043789

<https://www.phoenixcontact.com/us/products/1043789>

Minimum value for clearance and creepage distance	0.25 mm
---	---------

## Environmental and real-life conditions

### Vibration test

Specification	IEC 60068-2-6:2007-12
Frequency	10 - 2000 - 10 Hz
Sweep speed	1 octave/min
Amplitude	1.5 mm (10 Hz ... 60.1 Hz)
Sweep speed	200 m/s <sup>2</sup> (58 Hz ... 2000 Hz)
Test duration per axis	2.5 h

### Durability test

Specification	IEC 60512-9-1:2010-03 (following)
Contact resistance R <sub>1</sub>	20 mΩ
Contact resistance R <sub>2</sub>	20 mΩ
Insertion/withdrawal cycles	500

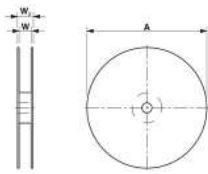
### Shocks

Specification	IEC 60068-2-27:2008-02
Pulse shape	Semi-sinusoidal
Acceleration	490 m/s <sup>2</sup>
Shock duration	11 ms
Test directions	X-, Y- and Z-axis (pos. and neg.)

### Ambient conditions

Ambient temperature (operation)	-55 °C ... 125 °C
Ambient temperature (storage/transport)	-40 °C ... 70 °C
Relative humidity (storage/transport)	30 % ... 70 %
Ambient temperature (assembly)	-5 °C ... 100 °C

## Packaging specifications

Dimensional drawing	
Type of packaging	44 mm wide tape
[W] tape width	44.4 mm
[W2] coil overall dimension	50.4 mm
[A] coil diameter	330 mm
Outer packaging type	Transparent-Bag
ESD level	(D) electrostatically conductive
Specification	DIN EN 61340-5-1 (VDE 0300-5-1): 2008-07

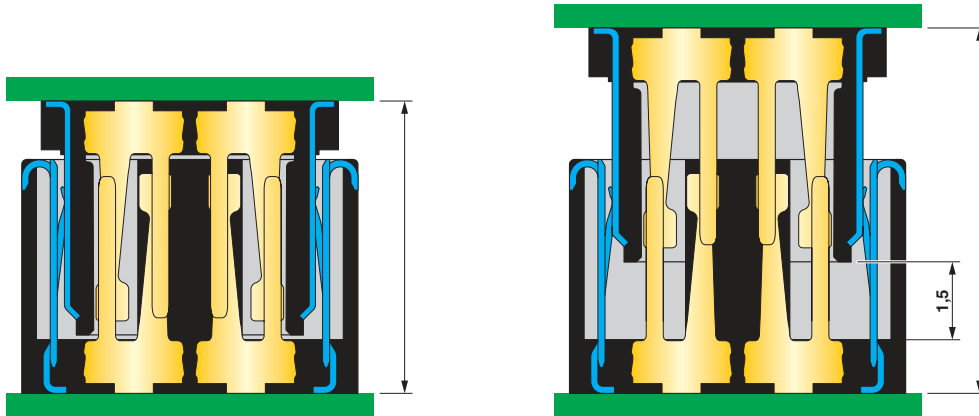
# FP 0,8/ 52-MV-SH 1,15 - SMD male connector, shielded

1043789

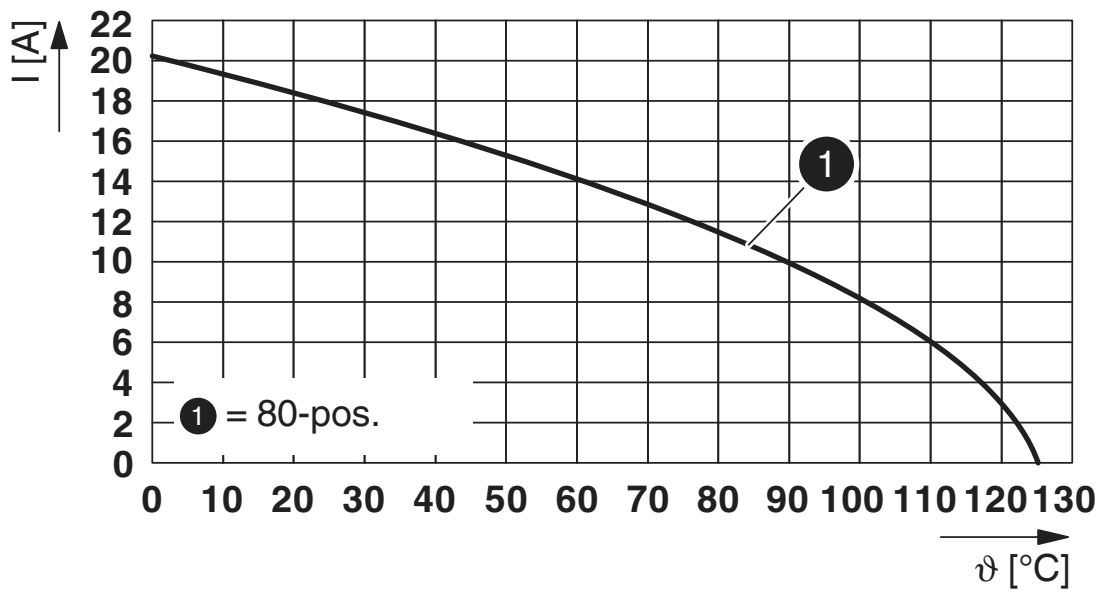
<https://www.phoenixcontact.com/us/products/1043789>

## Drawings

Schematic diagram



Diagram



Type: FP 0,8/...-MV-SH 1,15 with FP 0,8/...-FV-SH 10,85 - shroud

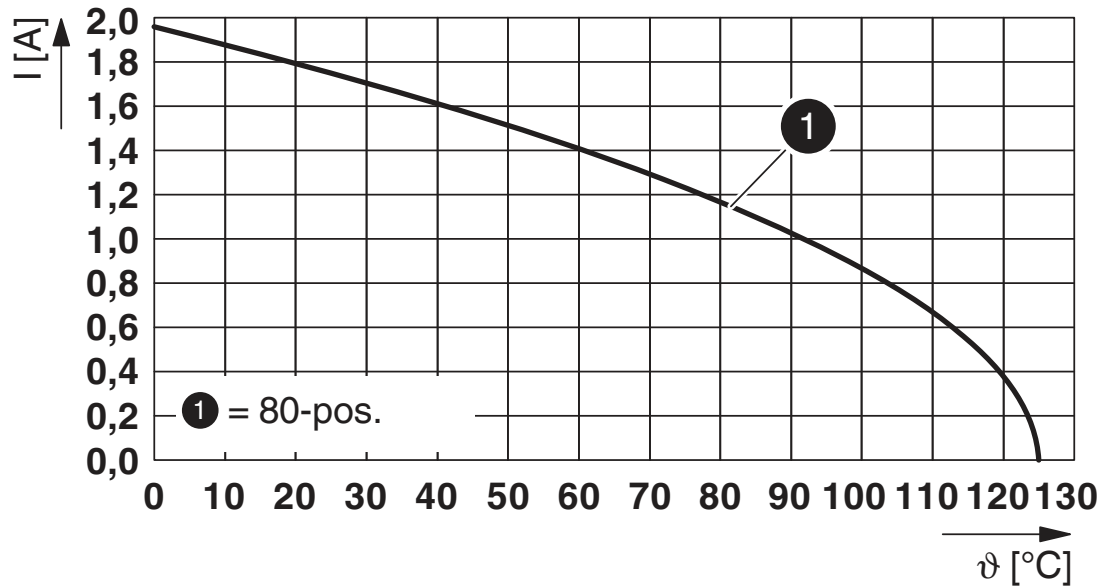
# FP 0,8/ 52-MV-SH 1,15 - SMD male connector, shielded



1043789

<https://www.phoenixcontact.com/us/products/1043789>

Diagram



Type: FP 0,8/...-MV-SH 1,15 with FP 0,8/...-FV-SH 10,85 - contacts

# FP 0,8/ 52-MV-SH 1,15 - SMD male connector, shielded



1043789

<https://www.phoenixcontact.com/us/products/1043789>

## Approvals

To download certificates, visit the product detail page: <https://www.phoenixcontact.com/us/products/1043789>



**EAC**

Approval ID: B.00511/19



**cULus Recognized**

Approval ID: E118976-20190703

# FP 0,8/ 52-MV-SH 1,15 - SMD male connector, shielded



1043789

<https://www.phoenixcontact.com/us/products/1043789>

## Classifications

### ECLASS

ECLASS-11.0	27460201
ECLASS-12.0	27460201
ECLASS-13.0	27460201

### ETIM

ETIM 8.0	EC002637
----------	----------

### UNSPSC

UNSPSC 21.0	39121400
-------------	----------



# FP 0,8/ 52-MV-SH 1,15 - SMD male connector, shielded



1043789

<https://www.phoenixcontact.com/us/products/1043789>

## Environmental product compliance

China RoHS	Environmentally friendly use period: unlimited = EFUP-e
	No hazardous substances above threshold values

# FP 0,8/ 52-MV-SH 1,15 - SMD male connector, shielded

1043789

<https://www.phoenixcontact.com/us/products/1043789>

## Mandatory accessories

### FP 0,8/ 52-FH-SH - SMD female connector shielded

1043724

<https://www.phoenixcontact.com/us/products/1043724>



Shielded SMD female connector, nominal current: 1.7 A, Test voltage: 500 V AC, number of positions: 52, pitch: 0.8 mm, color: black, contact surface: Gold, contact connection type: Socket, mounting: SMD soldering

---

### FP 0,8/ 52-FV-SH 10,85 - SMD female connectors

1154034

<https://www.phoenixcontact.com/us/products/1154034>



Shielded SMD female connector, nominal current: 1.7 A, Test voltage: 500 V AC, number of positions: 52, pitch: 0.8 mm, color: black, contact surface: Gold, contact connection type: Socket, mounting: SMD soldering

# FP 0,8/ 52-MV-SH 1,15 - SMD male connector, shielded

1043789

<https://www.phoenixcontact.com/us/products/1043789>

## FP 0,8/ 52-FV-SH 4,85 - SMD female connector shielded

1043713

<https://www.phoenixcontact.com/us/products/1043713>



Shielded SMD female connector, nominal current: 1.7 A, Test voltage: 500 V AC, number of positions: 52, pitch: 0.8 mm, color: black, contact surface: Gold, contact connection type: Socket, mounting: SMD soldering

---

## FP 0,8/ 52-FV-SH 7,85 - SMD female connector shielded

1043684

<https://www.phoenixcontact.com/us/products/1043684>



Shielded SMD female connector, nominal current: 1.7 A, Test voltage: 500 V AC, number of positions: 52, pitch: 0.8 mm, color: black, contact surface: Gold, contact connection type: Socket, mounting: SMD soldering

---

## Accessories

# FP 0,8/ 52-MV-SH 1,15 - SMD male connector, shielded



1043789

<https://www.phoenixcontact.com/us/products/1043789>

## FP 0,8/ 52-FV-SH 4,85 - SMD female connector shielded

1043713

<https://www.phoenixcontact.com/us/products/1043713>



Shielded SMD female connector, nominal current: 1.7 A, Test voltage: 500 V AC, number of positions: 52, pitch: 0.8 mm, color: black, contact surface: Gold, contact connection type: Socket, mounting: SMD soldering

---

Phoenix Contact 2023 © - all rights reserved

<https://www.phoenixcontact.com>

Phoenix Contact USA  
586 Fulling Mill Road  
Middletown, PA 17057, United States  
(+717) 944-1300  
[info@phoenixcon.com](mailto:info@phoenixcon.com)