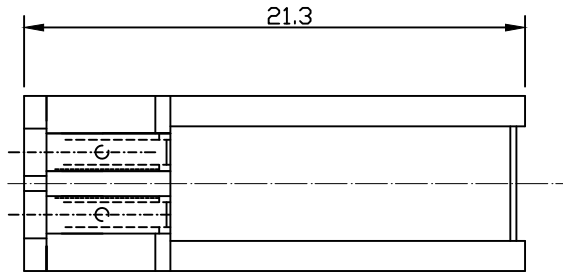
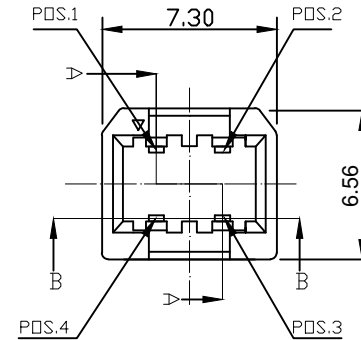
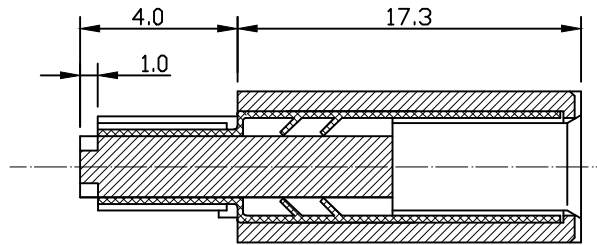
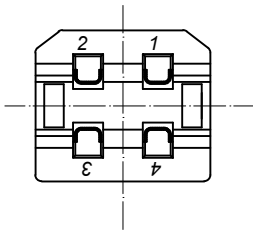


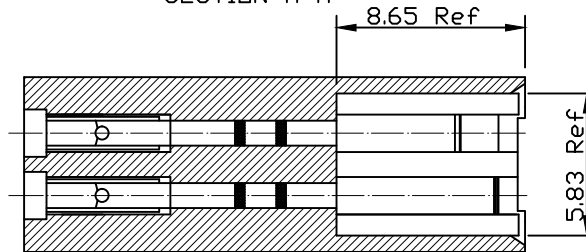
USB2.0 COMPLIANT



NOTE:
 1.INSULATION: PBT 30%GLASS FILLED UL94V-0 COLOR:WHITE
 2.CONTACT: COPPER ALLOY, Gold plated over 50~80u" Nickel ①
 3. SUPPLEMENT:
 3.1 P/N A-USBPB-BS and A-USBPB-TS are just for shell
 3.2 Below PN is for whole kit
 A-USBPB-x
 1 SELECTIVE GOLD 5u"
 2 SELECTIVE GOLD 30u"



SECTION A-A



SECTION B-B

RoHS compliant
 Unit:mm

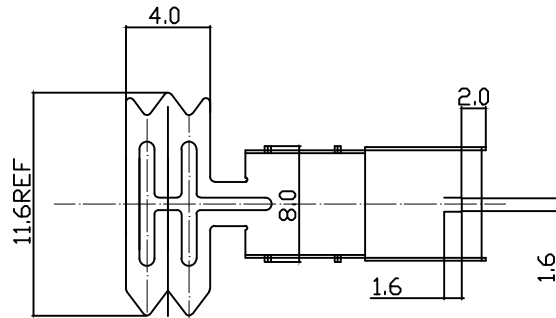
Scale	1:1					Date	Name	Customer-No.
TOLERANCE						Drawn	12.04.2019	Xavier
.XX	±0.10					Approved	12.04.2019	Winnie
.X	±0.20							
X.	±0.50							
XX.	±1							
DIM	TOL	①	Add info of contact plating	20.06.2019	Xavier			
		②	Drawn	12.04.2019	Xavier			
Angle	TOL	Id.	Modification	Date	Name			

Customer-No.		
ASSMANN WSW-No.		A-USBPB-x
Drawing-No.		
ASS 8372 CO	rev01	
Replace	Sheet	1 / 4

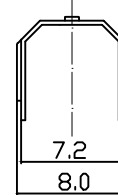
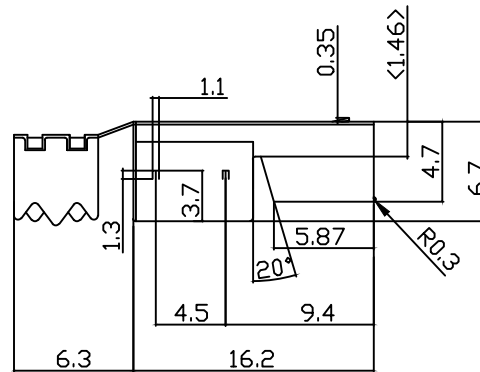
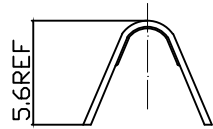
Top shell: A-USBPB-TS

NOTE:

1. COLD ROLL STEEL. t=0.35mm
2. FINISHES: 3.0um-5.0um NICKEL OVER 5.0um Min.COPPER
3. APPLICATION CABLE SPEC:



AWG Signal wires Power wires	Jacket OD.	Cable length(max.)
28AWG x 1T.P. 28AWG x 2Cores	4.2mm	0.81m
28AWG x 1T.P. 26AWG x 2Cores	4.4mm	1.31m
28AWG x 1T.P. 24AWG x 2Cores	4.7mm	2.08m
28AWG x 1T.P. 22AWG x 2Cores	5.0mm	3.33m
28AWG x 1T.P. 20AWG x 2Cores	5.0mm	5.00m



RoHS compliant
Unit:mm

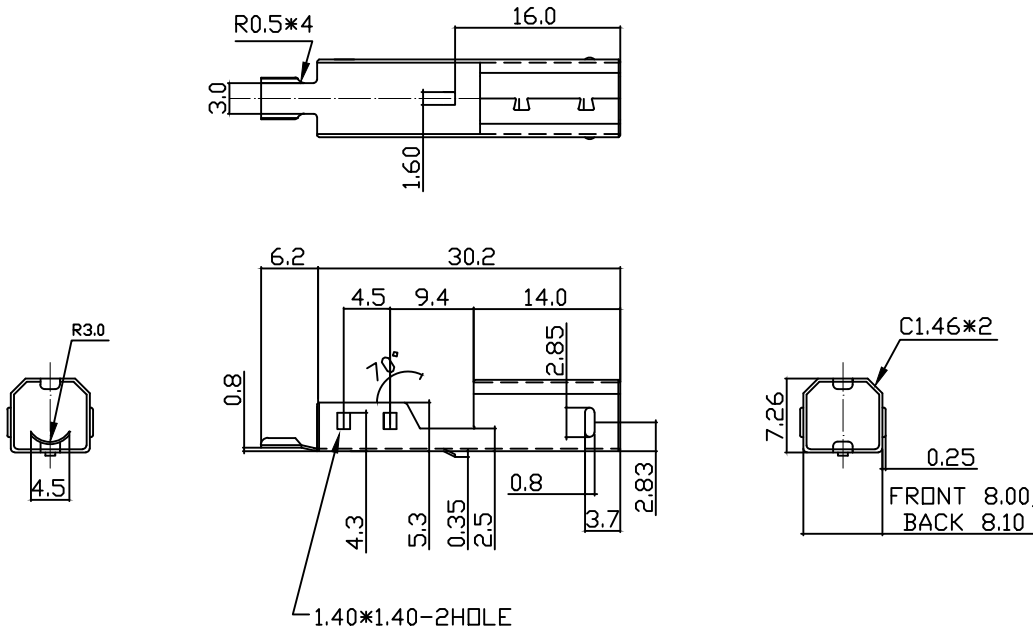
Scale	1:1					Date	Name	Customer-No.
TOLERANCE						Drawn	12.04.2019	Xavier
.XX	±0.10					Approved	12.04.2019	Winnie
.X	±0.20							
X.	±0.50							
XX.	±1							
DIM	TOL	①	Add info of contact plating	20.06.2019	Xavier			
		②	Drawn	12.04.2019	Xavier			
Angle	TOL	ld.	Modification	Date	Name			

ASSMANN WSW-No. A-USBPB-x	
Drawing-No.	
ASS 8372 CO	rev01
Replace	Sheet 2 / 4


Bottom shell: A-USBPB-BS

NOTE:

1. COLD ROLL STEEL. t=0.35mm
2. FINISHES: 3.0um-5.0um NICKEL OVER 5.0um Min.COPPER



RoHS compliant
Unit:mm

Scale	1:1					Date	Name	Customer-No.
TOLERANCE						Drawn	12.04.2019	Xavier
.XX	±0.10					Approved	12.04.2019	Winnie
.X	±0.20							
X.	±0.50							
XX.	±1							
DIM	TOL	①	Add info of contact plating	20.06.2019	Xavier			
		②	Drawn	12.04.2019	Xavier			
Angle	TOL	Id.	Modification	Date	Name			

Customer-No.	
ASSMANN WSW-No. A-USBPB-x	
Drawing-No.	rev01
ASS 8372 CO	Sheet 3 / 4
Replace	

1

2

3

4

5

6

7

A

A

B

B

C

C

D

D

E

E

F

F

G

G

H

H

ASSEMBLY PROCESS

PART:

NOTES:
 Rating:
 Voltage: 30VAC (R.M.S)
 Current: 1.5 AMPERE MINIMUM PER CONTACT AT 30°C T-RISE
 TEMPERATURE: -55°C TO +85°C UNLESS LIMITED BY CABLE OR
 OVERMOLD (-40°C TO +60°C STORAGE; 0°C TO +40 °C OPERATING)
 ELECTRIC RESISTANCE: 30 MILLIOHMS MAXIMUM INITIAL
 INSULATION RESISTANCE: 1000 MEGOHMS MINIMUM
 DIELECTRIC WITHSTANDING VOLTAGE: 500VAC AT SEA LEVEL
 CAPACITANCE: 2 PICOFARADS MAXIMUM AT 1KHZ
 MODIFICATION SEAM DIRECTION CIRCUMGYRATE: 180 DEGREE

RoHS compliant
 Unit:mm

Scale	1:1					Date	Name	Customer-No.
TOLERANCE						Drawn	12.04.2019	Xavier
.XX	±0.05					Approved	12.04.2019	Winnie
.X	±0.10							ASSMANN WSW-No.
X.	±0.15							A-USBPB-x
DIM	TOL	①	Add info of contact plating	20.06.2019	Xavier	Drawing-No.		
X°	±3°	②	Drawn	12.04.2019	Xavier	ASS 8372 CO		rev01
.X°	±1.0°					Replace	Sheet	
Angle	TOL	ld.	Modification	Date	Name	4 / 4		

1

2

3

4

5

6

7