



## Main

Range of Product	OsiSense XM
Pressure sensor type	Electromechanical pressure sensor
Pressure sensor name	XMP
Pressure Rating	87.02 psi (6 bar)
Fluid connection type	G 1/4 (female) ISO 228
Controlled fluid	Air 32...158 °F (0...70 °C) Fresh water 32...158 °F (0...70 °C) Sea water 32...158 °F (0...70 °C)
Cable entry	2 entries tapped for Pg 13.5 cable gland NF C 68-300
Contacts type and composition	2 NC snap action
Product Specific Application	-
Pressure switch type of operation	Regulation between 2 thresholds
Electrical connection	Screw-clamp terminals minimum : 2 x 4 mm <sup>2</sup>
Electrical circuit type	Power circuit
Scale type	Adjustable differential
Local display	Without
Sale per indivisible quantity	1

## Complementary

Adjustable range of switching point on falling pressure	2.90...69.62 psi (0.2...4.8 bar)
Adjustment range high setting	14.50...87.02 psi (1...6 bar)
Possible differential minimum at low setting	11.60 psi (0.8 bar)
Possible differential minimum at high setting	17.40 psi (1.2 bar)
Possible differential maximum at high setting	60.92 psi (4.2 bar)
Destruction pressure	435.11 psi (30 bar)
Type of decompression valve	Without
Control Type	Without
Terminal block type	4 terminals
Pressure actuator	Diaphragm
Materials in contact with fluid	Canvas covered nitrile Chromated zinc alloy
Enclosure Material	PA impregnated with fibreglass
Operating position	Any position
Maximum operating rate	10 cyc/mn
Repeat accuracy	3.5 %
[Ui] rated insulation voltage	500 V EN/IEC 60947-1
[Uimp] rated impulse withstand voltage	6 kV EN/IEC 60947-1
Maximum resistance across terminals	25 MOhm IEC 60255-7 category 3 25 MOhm NF C 93-050 method A
Electrical durability	1000000 Cycles 1.5 kW 10 cyc/mn 0.4, 400 V AC 3 phase 500000 Cycles 3 kW 10 cyc/mn 0.4, 400 V AC 3 phase 600000 Cycles 1.5 kW 10 cyc/mn 0.4, 230 V AC 3 phase 700000 cycles 2.2 kW 10 cyc/mn 0.4, 400 V AC 3 phase
Mechanical durability	1000000 cycles
Setting	Nut

The information provided in this documentation contains general descriptions and/or technical characteristics of the performance of the products contained herein. This documentation is not intended as a substitute for and is not to be used for determining suitability or reliability of these products for specific user applications. It is the duty of any such user or integrator to perform the appropriate and complete risk analysis, evaluation and testing of the products with respect to the relevant specific application or use thereof. Neither Schneider Electric Industries SAS nor any of its affiliates or subsidiaries shall be responsible or liable for misuse of the information contained herein.

Net Weight	0.95 lb(US) (0.43 kg)
Terminals description ISO n°1	(3-4)NC (1-2)NC
Depth	3.86 in (98 mm)
Height	4.17 in (106 mm)
Width	2.24 in (57 mm)

## Environment

Product Certifications	EAC
Standards	EN/IEC 60947-4-1 CE
Ambient Air Temperature for Operation	-13...158 °F (-25...70 °C)
Ambient Air Temperature for Storage	-40...158 °F (-40...70 °C)
Vibration resistance	3 gn 10...500 Hz)IEC 60068-2-6
Shock resistance	50 gn IEC 60068-2-27
Electrical shock protection class	Class I IEC 60536
IP degree of protection	IP54 conforming to EN/IEC 60529



## Ordering and shipping details

Category	18407-WORLD SERVICE PARTS(SENSORS)
Discount Schedule	T
GTIN	3389110618280
Nbr. of units in pkg.	1
Package weight(Lbs)	17.50 oz (496.0 g)
Returnability	No
Country of origin	CZ

## Packing Units

Unit Type of Package 1	PCE
Package 1 Height	2.40 in (6.1 cm)
Package 1 width	6.57 in (16.7 cm)
Package 1 Length	4.45 in (11.3 cm)
Unit Type of Package 2	P06
Number of Units in Package 2	128
Package 2 Weight	169.71 lb(US) (76.98 kg)
Package 2 Height	30.31 in (77 cm)
Package 2 width	31.50 in (80 cm)
Package 2 Length	23.62 in (60 cm)
Unit Type of Package 3	S02
Number of Units in Package 3	8
Package 3 Weight	9.45 lb(US) (4.286 kg)
Package 3 Height	5.91 in (15 cm)
Package 3 width	11.81 in (30 cm)
Package 3 Length	15.75 in (40 cm)

## Offer Sustainability

Sustainable offer status	Green Premium product
California proposition 65	WARNING: This product can expose you to chemicals including: Diisononyl phthalate (DINP), which is known to the State of California to cause cancer, and Di-isodecyl phthalate (DIDP), which is known to the State of California to cause birth defects or other reproductive harm. For more information go to <a href="http://www.P65Warnings.ca.gov">www.P65Warnings.ca.gov</a>
REACH Regulation	 <a href="#">REACH Declaration</a>
EU RoHS Directive	Pro-active compliance (Product out of EU RoHS legal scope)  <a href="#">EU RoHS Declaration</a>
Mercury free	Yes

---

RoHS exemption information	 Yes
Environmental Disclosure	 <a href="#">Product Environmental Profile</a>

---

### Contractual warranty

---

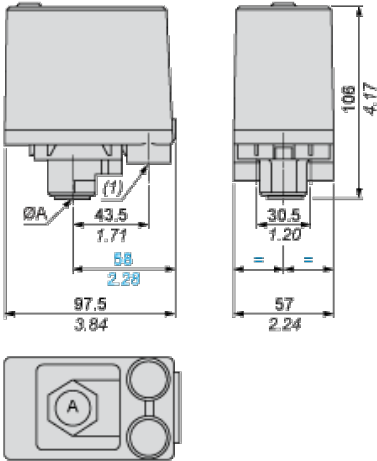
Warranty	18 months
----------	-----------

---

Dimensions

Without Decompression Valve

$\frac{\text{mm}}{\text{in.}}$



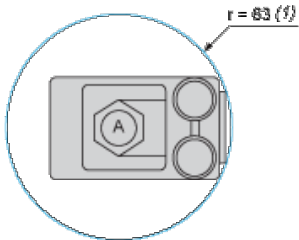
ØA = G 1/4

(1) 2 tapped entries for Pg 13.5

---

Minimum Mounting Clearance

---



ØA = G1/4

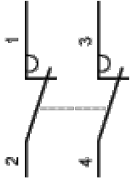
(1) Minimum clearance zone for screwing-on pressure switch at point A

---

Wiring Diagram

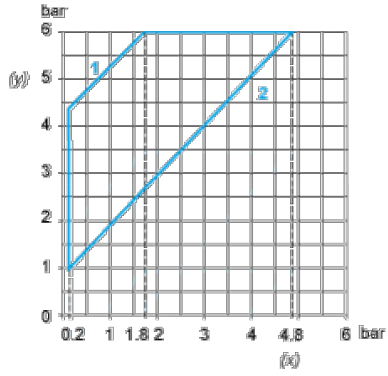
---

Terminal Connections

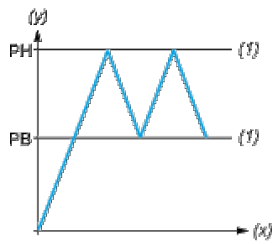


Curves

Operating Curves



- (y) Rising pressure
- (x) Falling pressure
- 1 : Maximum differential
- 2 : Minimum differential



- (y) Pressure
- (x) Time
- (1) Adjustable value
- PH : High point
- PB : Below point