

172329-1 ✓ ACTIVE

MATE-N-LOK | Mini-Universal MATE-N-LOK

TE Internal #: 172329-1

Rectangular Power Connectors, Housing, Receptacle, Wire-to-Wire / Wire-to-Panel, 3 Position, 4.2 mm [.165 in] Centerline, Mini-Universal MATE-N-LOK

[View on TE.com >](#)



Connectors > Power Connectors > Rectangular Power > Rectangular Power Connectors



Rectangular Power Connector Type: **Housing**

Connector & Housing Type: **Receptacle**

Connector System: **Wire-to-Panel, Wire-to-Wire**

Number of Positions: **3**

Centerline (Pitch): **4.2 mm [.165 in]**

## Features

### Product Type Features

Rectangular Power Connector Type	Housing
Connector & Housing Type	Receptacle
Connector System	Wire-to-Panel, Wire-to-Wire
Sealable	No
Connector & Contact Terminates To	Wire & Cable

### Configuration Features

Number of Positions	3
Number of Rows	1

### Electrical Characteristics

Operating Voltage	600 VDC
-------------------	---------

### Contact Features

Multiple Contact Types	Without
Contact Layout	Inline
Contact Retention Within Housing	Without



Contact Type	Pin
--------------	-----

### Termination Features

Termination Method to Wire & Cable	Crimp
------------------------------------	-------

### Mechanical Attachment

Panel Mount Feature	With
---------------------	------

Panel Mount Feature Type	Mounting Ears
--------------------------	---------------

Connector Mounting Type	Panel Mount
-------------------------	-------------

### Housing Features

Centerline (Pitch)	4.2 mm [.165 in]
--------------------	------------------

Housing Color	Natural
---------------	---------

Housing Material	Nylon 6/6
------------------	-----------

### Dimensions

Panel Thickness (Recommended)	.8 – 2 mm [.031 – .078 in]
-------------------------------	----------------------------

### Usage Conditions

Operating Temperature Range	-20 – 105 °C [-4 – 221 °F]
-----------------------------	----------------------------

### Operation/Application

Circuit Application	Power & Signal
---------------------	----------------

### Industry Standards

CSA Rating	Certified, LR 7189
------------	--------------------

UL Rating	Recognized
-----------	------------

Agency/Standard	CSA, UL
-----------------	---------

Approved Standards	UL E28476
--------------------	-----------

UL Flammability Rating	UL 94V-2
------------------------	----------

Glow Wire Rating	Standard Part - Not Glow Wire
------------------	-------------------------------

### Packaging Features

Packaging Quantity	500
--------------------	-----

Packaging Method	Bag
------------------	-----

### Product Compliance

For compliance documentation, visit the product page on [TE.com](https://www.te.com)>

EU RoHS Directive 2011/65/EU	Compliant
------------------------------	-----------



EU ELV Directive 2000/53/EC

Compliant

China RoHS 2 Directive MIIT Order No 32, 2016

No Restricted Materials Above Threshold

EU REACH Regulation (EC) No. 1907/2006

Current ECHA Candidate List: JUNE 2023 (235)

Candidate List Declared Against: JAN 2023 (233)

Does not contain REACH SVHC

Halogen Content

Low Halogen - Br, Cl, F, I < 900 ppm per homogenous material. Also BFR/CFR/PVC Free

Solder Process Capability

Not applicable for solder process capability

Product Compliance Disclaimer

This information is provided based on reasonable inquiry of our suppliers and represents our current actual knowledge based on the information they provided. This information is subject to change. The part numbers that TE has identified as EU RoHS compliant have a maximum concentration of 0.1% by weight in homogenous materials for lead, hexavalent chromium, mercury, PBB, PBDE, DBP, BBP, DEHP, DIBP, and 0.01% for cadmium, or qualify for an exemption to these limits as defined in the Annexes of Directive 2011/65/EU (RoHS2). Finished electrical and electronic equipment products will be CE marked as required by Directive 2011/65/EU. Components may not be CE marked. Additionally, the part numbers that TE has identified as EU ELV compliant have a maximum concentration of 0.1% by weight in homogenous materials for lead, hexavalent chromium, and mercury, and 0.01% for cadmium, or qualify for an exemption to these limits as defined in the Annexes of Directive 2000/53/EC (ELV). Regarding the REACH Regulation, the information TE provides on SVHC in articles for this part number is based on the latest European Chemicals Agency (ECHA) 'Guidance on requirements for substances in articles' posted at this URL: <https://echa.europa.eu/guidance-documents/guidance-on-reach>

## Compatible Parts



TE Part # 1-770988-1  
MINI UMNL SOK 22-18AWG LP LF



TE Part # 1-770985-0  
MINI UMNL PIN 26-22AWG AU LP



TE Part # 1-770987-0  
MINI UMNL PIN 22-18 AWG AU LP



TE Part # 770988-3  
MINI UMNL SOK 22-18AWG AU LP



TE Part # 1-770988-0  
MINI UMNL SOK 22-18AWG AU



TE Part # 1-794059-0  
MINI UMNL PIN L/P LF





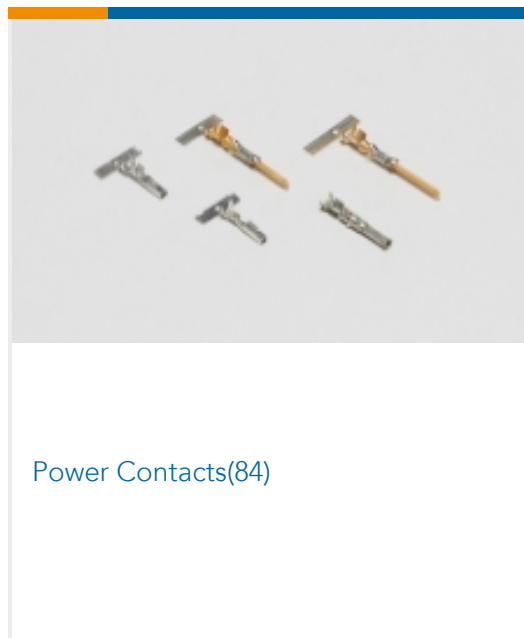
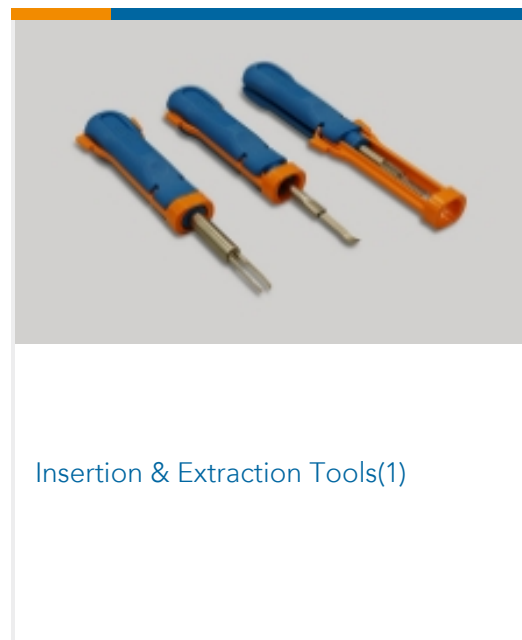



TE Part # 770988-1  
MINI UMNL SOK 22-18AWG SN LP




TE Part # 770986-1  
MINI UMNL SOK 26-22AWG SN LP



Also in the Series | Mini-Universal MATE-N-LOK



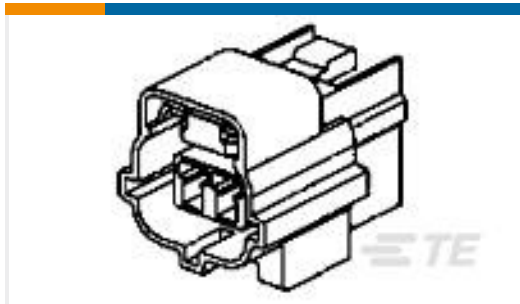


Rectangular Connector Seals(17)



Rectangular Power Connectors(243)

## Customers Also Bought



TE Part #2-174357-2  
070 EJ-2(2) PLUG ASSY 3P SIR



TE Part #175195-2  
Contact: Component To Wire; 15A, 28-14 wire size



TE Part #1-409282-9  
CRIMPER,INSULATION



TE Part #690542-2  
FEED PAWL-MACHINING




TE Part #409284-2  
SHEAR FLOAT




TE Part #240792-1  
DRAG TERMINAL



TE Part #690517-1  
SPACER-ADJ PLATE



TE Part #2-1463047-1  
ANVIL,GIC 2.5



TE Part #318563-1  
GUARD, CHIP, FRONT

## Documents

### Product Drawings

[MINI UNIVERSAL MATE-N-LOK CAP HOUSING 3P](#)

English

### CAD Files

[3D PDF](#)

English

### Customer View Model

[ENG\\_CVM\\_172329-1\\_A1.3d\\_igs.zip](#)



English

**Customer View Model**

[ENG\\_CVM\\_172329-1\\_A1.3d\\_stp.zip](#)

English

**Customer View Model**

[ENG\\_CVM\\_172329-1\\_A1.2d\\_dxf.zip](#)

English

**3D PDF**

3D

**Customer View Model**

[ENG\\_CVM\\_CVM\\_172329-1\\_F.2d\\_dxf.zip](#)

English

**Customer View Model**

[ENG\\_CVM\\_CVM\\_172329-1\\_F.3d\\_igs.zip](#)

English

**Customer View Model**

[ENG\\_CVM\\_CVM\\_172329-1\\_F.3d\\_stp.zip](#)

English

By downloading the CAD file I accept and agree to the [Terms and Conditions](#) of use.

---

**Datasheets & Catalog Pages**

[SOFT\\_SHELL\\_PIN\\_AND\\_SOCKET\\_CONNECTORS\\_CATALOG](#)

English

---

**Product Specifications**

[Application Specification](#)

English

---

**Product Environmental Compliance**

[MD\\_172329-1\\_01092017110\\_dmtec](#)

English

[MD\\_172329-1\\_01092017110\\_dmtec](#)

English

---

**Instruction Sheets**

[Instruction Sheet \(U.S.\)](#)

English

[Instruction Sheet \(U.S.\)](#)

English

---

**Agency Approvals**

[Agency Approval Document](#)

English