

DX120 SERIES

120 Watts For Medical & Industrial Applications

With Built-In PFC



DESCRIPTION

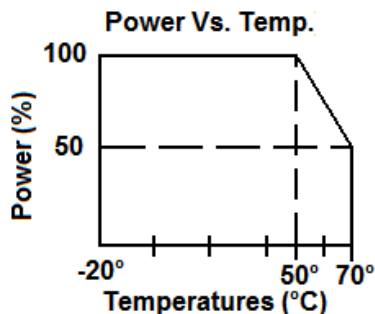
DX120 series is a universal input single output power supply. The series is a 120 Watt power supply in the size of 3" x 5" with a wattage density of 5.87W/in³. The efficiency can reach up to 85-90% depending on model.

FEATURES

- Meet Energy Star Version 2.0
- No Minimum Load Required
- Single Output
- Universal input 90VAC to 264VAC
- Low Leakage Current
- Double Fused

APPLICATIONS

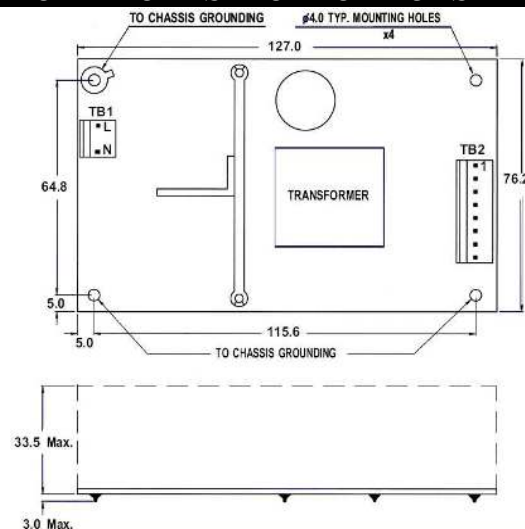
- Computer Peripherals
- Telecommunications
- Tape Drives
- Test Instrumentation Product
- Data Acquisition
- Medical & Dental



GENERAL SPECIFICATIONS

Input Voltage.....	90VAC to 264VAC
Input Frequency.....	47Hz to 63Hz
Inrush Current (cold).....	Less than 30A at 115VAC, 25°C
Operating Temperature.....	-20°C to 70°C de-rated 2.5%/°C >50°C
Storage Temperature.....	-20°C to 85°C
Cooling.....	Free Air Convection
Efficiency.....	85% to 90% At rated load and 115Vac
Holdup Time.....	>20ms at 115VAC
Overvoltage Type.....	Latch Off
Overload Protection.....	Auto recovery
Short Circuit Protection.....	Auto recovery
Earth Leakage.....	<300µA
Designed in full compliance with	UL 60950-1, UL60601-1 CSA 22.2 #60950-1, 60601.1 EN60950-1, EN60601-1
EMI	EN55022 "B" FCC docket class "B"
EMS.....	EN61000-4-2, -3, -4, -5, -6, -8, -11
Harmonics.....	EN61000-3-2

MECHANICAL SPECIFICATIONS



Connector: TB1—AC input : Molex 5277-02A or equivalent
 TB2—DC output : Molex 5273-or equivalent
 Remote Sense : Molex 5045-02A or equivalent

Size: 76.2mm X 127mm X 33.5mm, 3" X 5" X 1.319"
 Mounting Holes: 64.8mm X 115.6mm, 2.55" X 4.55"


OUTPUT SPECIFICATIONS

Model	Watts	Voltage (Vdc)	Load (A)			Voltage Tolerance	Ripple & Noise Pk to Pk	Regulation	
			Min.	Rate	Max			Line	Load
DX120-7	120	+12V	0	10	11	+11.9V~+12.10V	120mVpp	±0.5%	±1%
DX120-8	120	+15V	0	8	8.8	+14.90V~+15.10V	120mVpp	±0.5%	±1%
DX120-3	120	+18V	0	6.7	7.4	+17.90V~+18.10V	150mVpp	±0.5%	±1%
DX120-9	120	+24V	0	5	5.5	+23.80V~+24.20V	200mVpp	±0.5%	±1%
DX120-14	120	+48V	0	2.5	2.75	+47.60V~+48.40V	200mVpp	±0.5%	±1%
DX120-H	120	+60V	0	2.2	2.4	+59.5V~+60.50V	500mVpp	±0.5%	±1%

Note: Contact factory for Safety Agency Approved status.

1. Each output can provide up to peak load temporarily. Continuous operation at greater than rated load is not allowed.
2. At factory, in 60% rated load condition, each output is checked to be within voltage accuracy.
3. Line regulation is defined by changing $\pm 10\%$ of input voltage from nominal line at rated load.
4. Load regulation is defined by changing $\pm 40\%$ of measured output load from 60% rated load.
5. The ripple and noise is measured by using 15MHz bandwidth limited oscilloscope. Each output is terminated with a 0.47 μF capacitor at rated load and nominal line.
6. Hold up time is measured from the end of the last charging pulse to the time when the main output drops down to 95% output voltage at rated load and nominal line.
7. Efficiency is measured at rated load.

ENCLOSURES (optional)



Our Standard power supplies, the DX120 Series, can be installed into a fully enclosed chassis or in a 'U' shape chassis as an option. These options offer two mounting planes. The fully enclosed option helps to reduce radiated noise.

Example Part Number:
DX120-9ECS or DX120-9EUS

*Note DY040 pictured in chassis