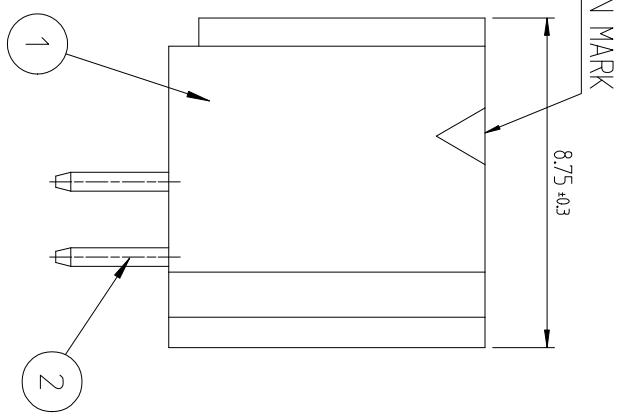
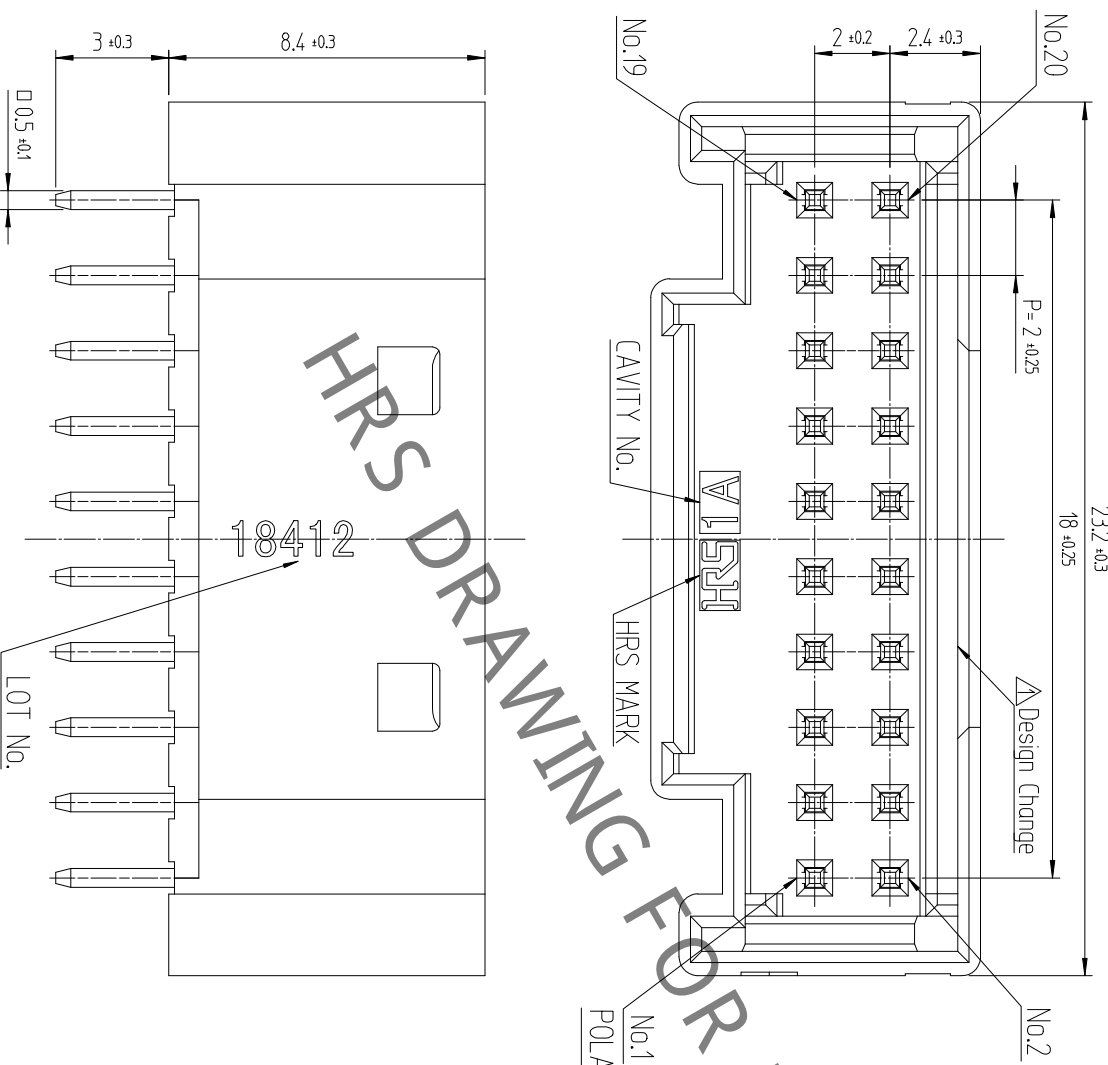
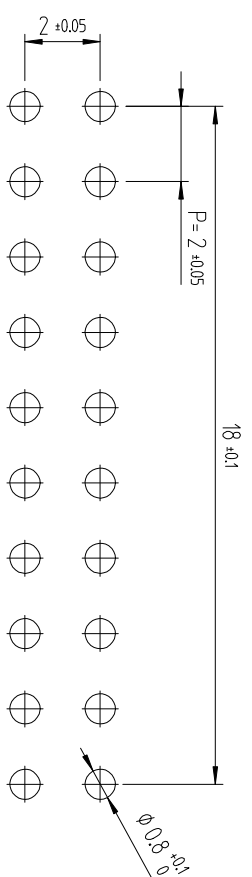
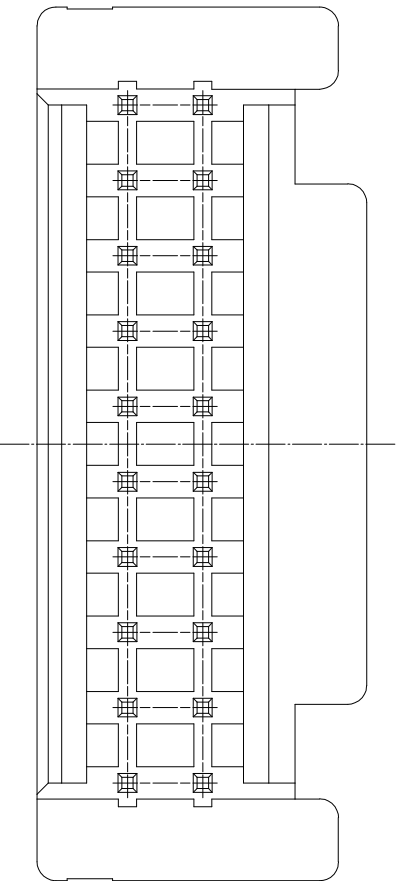
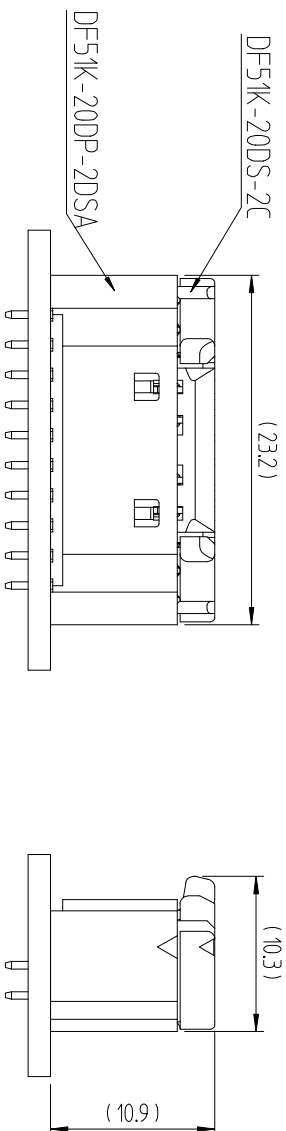


△数	訂正事項	提出	検閲	年月日	△数	訂正事項	提出	検閲	年月日
COUNT	DESCRIPTION OF REVISIONS	BY	CHKD	DATE	COUNT	DESCRIPTION OF REVISIONS	BY	CHKD	DATE
1	RE-6-1150	K.I.Y	L.S.M	18. 07. 04					
2	RE-6-1579	K.I.Y	L.S.M	20. 01. 23					

RECOMMENDED LAND PATTERN (FREE)
 (PCB THICKNESS t=1.6mm)



ENGAGEMENT FIGURE (2:1)



NOTE 1. 1PACK CONTAINS 100PCS.

- () DIMENSIONS ARE ONLY REFERENCE.
- △ 3. UL(IEC) FILE NO. E132750) AUTHORIZATION ARTICLE.
- C-UL(IEC) FILE NO. E132750) AUTHORIZATION ARTICLE.



1	△PA66	UL94V-0, BLACK	2	BRASS	TIN PLATING 1μm MIN, OVER NICKEL 0.5μm MIN
NO. MATERIAL		FINISHREMARKS	NO. MATERIAL		FINISHREMARKS
CODE NO. (OLD)			CODE NO. (NEW)		
DRAWN		CHOI J.S	DESIGNED		CHOI J.S
CHECKED		LIM S.M	APPROVED		KANG T.S
RELEASED		ENG DEPT	DATE		20.02.12
DRAWING NO.		EDC3-632465	PART NO.		DF51K-20DP-2DSA (800)
SCALE		5:1	CODE NO.		CL 6652-0014-3-800
UNITS		mm			

F 1 2 3 4 5 6 7 8