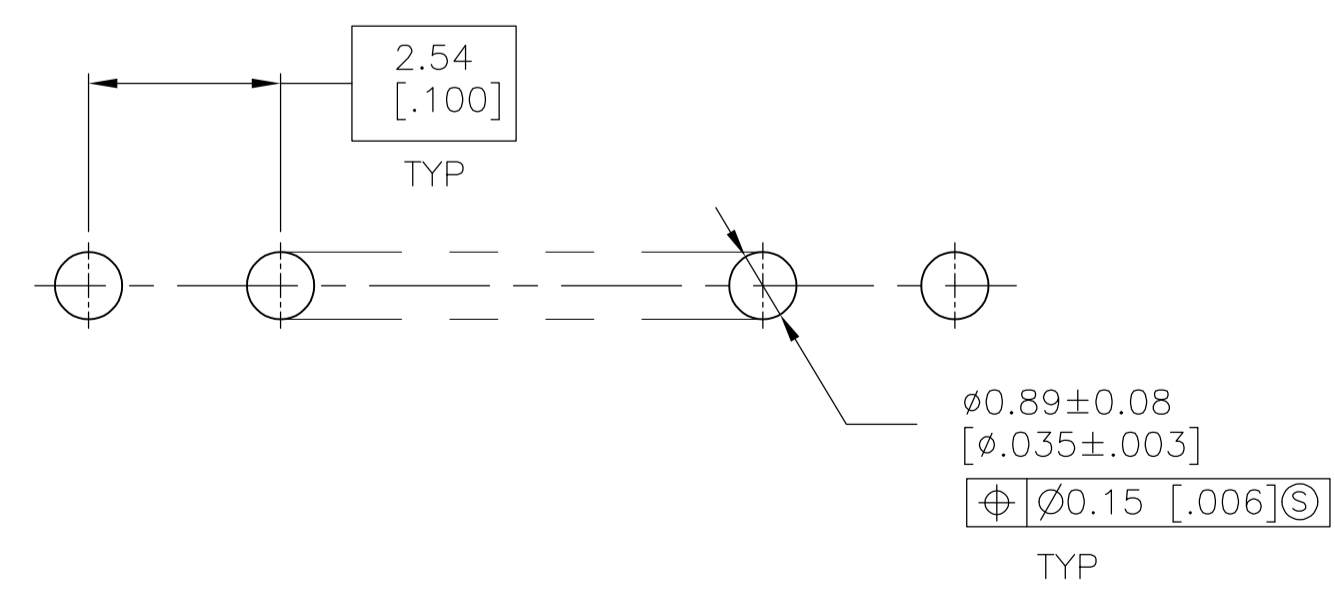
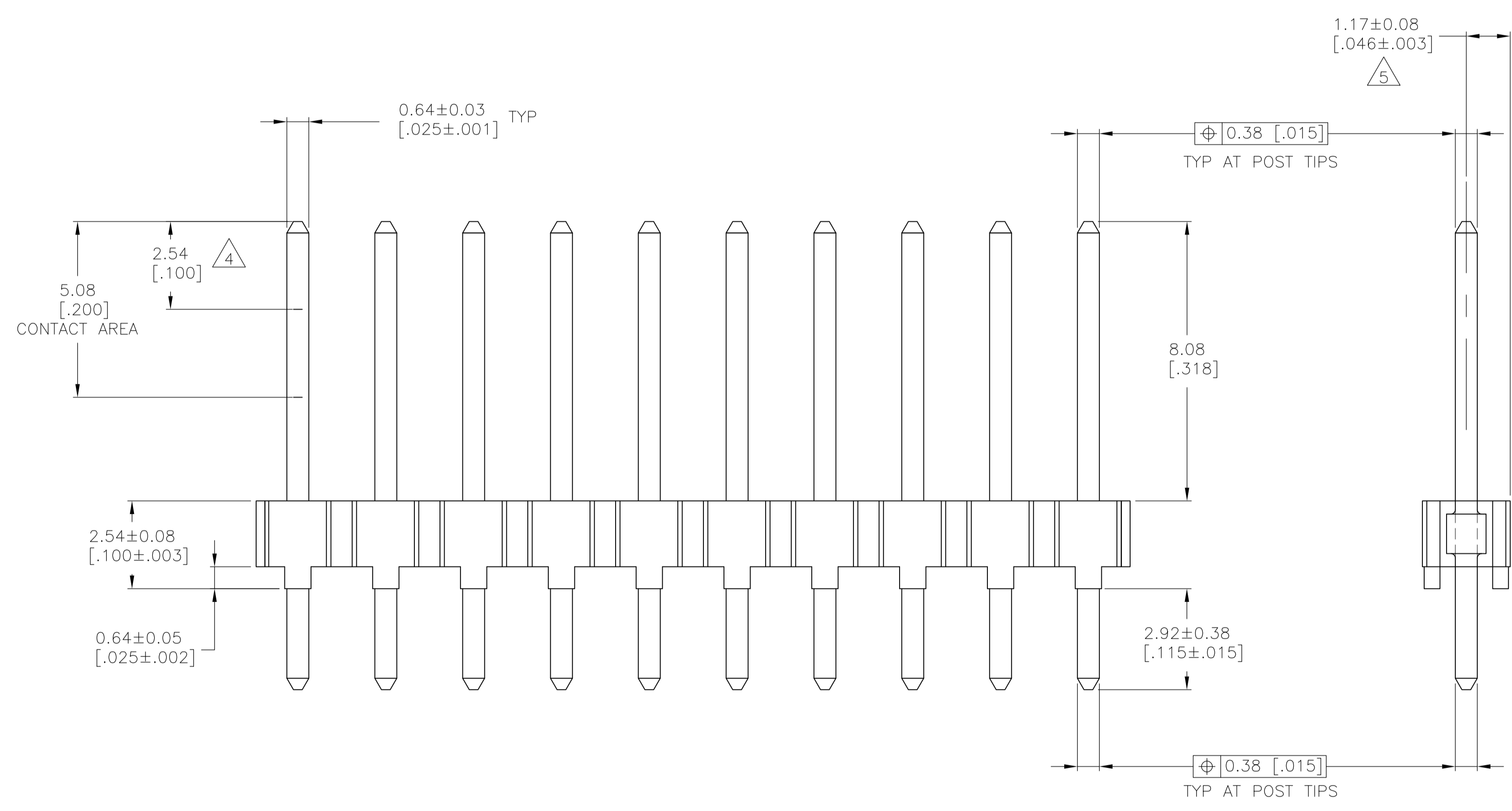
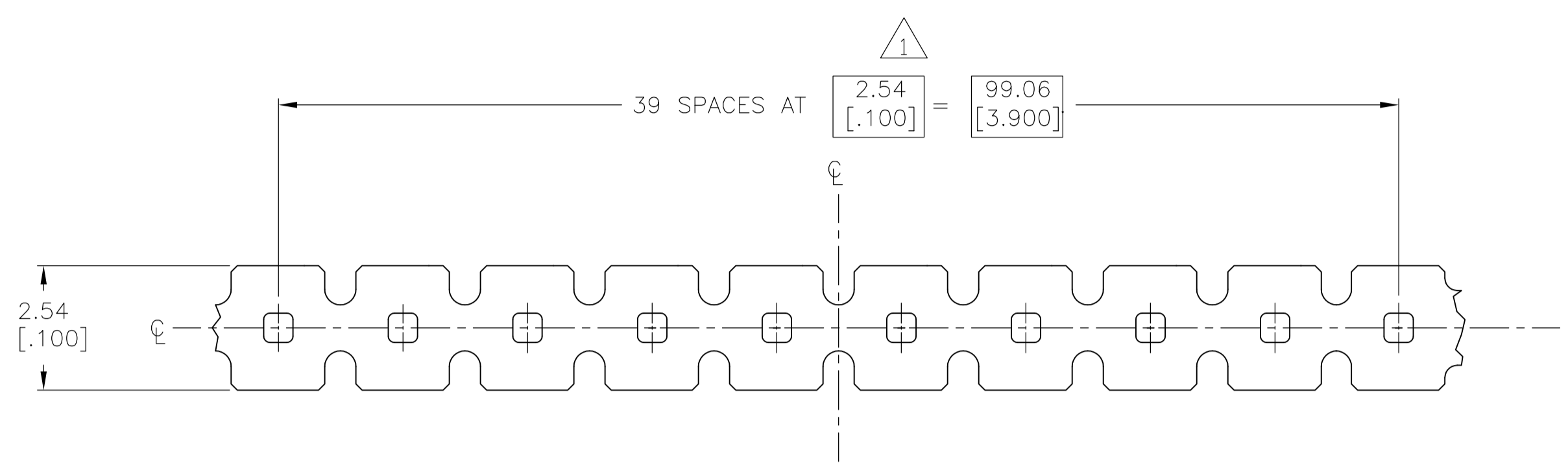


LOC		DIST		REVISIONS			
AD	00	REV	DATE	BY	CHK	APPV	MM
D	REVISED PER	ECO-14-000264	11JUL2014	NK			MM



RECOMMENDED BOARD LAYOUT

- 1 DIMENSION APPLIES OVER 99.06mm [3.900 INCHES].
- 2 HOUSING: BLACK THERMOPLASTIC, 94V-0 RATED, HIGH TEMPERATURE COMPATIBLE. POST: COPPER ALLOY.
- 3 FINISH: 0.00254[.000100]-0.00508[.000200] MATTE TIN-LEAD ALL OVER 0.00127[.000050] NICKEL ENTIRE POST.
- 4 POINT OF MEASUREMENT FOR PLATING THICKNESS.
- 5 THE NOTED DIMENSION APPLIES AT INTERSECTION OF POST AND HOUSING.
- 6 TRUE POSITION TOLERANCE OF THE POST TIPS APPLIES WHEN THE HEADERS ARE HELD FLAT AGAINST THE PCB.
- 7 PARTS ARE TO BE PACKAGED ON A REEL.
- 8 REELED ASSEMBLIES ARE TO BE BROKEN TO THE DESIRED POSITION SIZE AND USED AS A FUNCTIONAL SUBSTITUTE/ALTERNATIVE TO THE EXISTING AMP PART NUMBER SERIES 103321 AND 146274. THESE ASSEMBLIES ARE THE SAME IN FIT AND FUNCTION, BUT THE FORM WILL BE SLIGHTLY DIFFERENT (i.e. MOLDED HOUSING APPEARANCE AND BOW, DUE TO REELING REQUIREMENTS).
- 9 THIS PART NUMBER SPECIFIES ONE(1) LINE (i.e. PIN).
- 10 FINISH: 0.00254[.000100]-0.00508[.000200] BRIGHT TIN ALL OVER 0.00127[.000050] NICKEL ENTIRE POST.
- 11 PRELIMINARY PART - NOT RELEASED FOR PRODUCTION.
- 12 FINISH: 0.00254[.000100]-0.00508[.000200] MATTE TIN ALL OVER 0.00127[.000050] NICKEL ENTIRE POST.

12	5-146852-1	9
10	146852-2	9
3	146852-1	9
PLATING	PART NUMBER	

THIS DRAWING IS A CONTROLLED DOCUMENT.

DIMENSIONS: mm [INCHES]

TOLERANCES UNLESS OTHERWISE SPECIFIED:

0 PLC	±	-
1 PLC	±	-
2 PLC	±	-
3 PLC	±	0.13 [.005]
4 PLC	±	-
ANGLES	±	-

MATERIAL: SEE TABLE

FINISH: SEE TABLE

THIS DRAWING IS A CONTROLLED DOCUMENT. DIN E. BRANDBERG 05SEP97. C. SCHMID 05SEP97. C. SCHMID 05SEP97. NAME: HEADER ASSEMBLY SINGLE ROW VERTICAL, REELED, CONTINUOUS. SIZE: A1. CAGE CODE: 00779. DRAWING NO: 146852. WEIGHT: -. RESTRICTED TO: -. CUSTOMER DRAWING. SCALE: 10:1. SHEET: 1 OF 1. REV: D.

**STE** TE Connectivity