

MATERIALS & SPECIFICATIONS

PART NO.	A 29050-009	REV	ECO	DATE	APP
		B	96328	11-20-09	TLM

HOUSING:
ALUMINUM 6061-T6, NICKEL PLATE PER
AMS-C-26074

INSULATOR:
LIQUID CRYSTAL POLYMER (LCP) PER
ASTM D5138

CONTACT:
COPPER ALLOY PER MIL-DTL-32139,
GOLD PLATED PER ASTM B488, (HARD
GOLD) TYPE II CODE C, CLASS 1.27

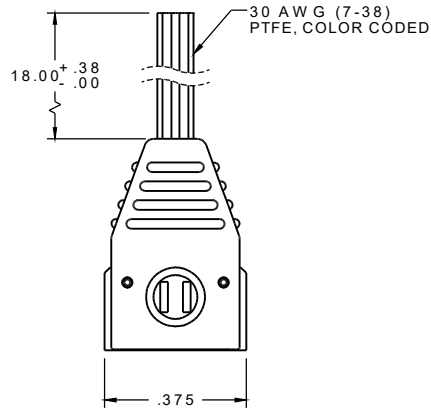
WIRE:
NEMA HP3 TYPE ET, COLOR CODED IAW
MIL-STD-681, SYSTEM 1, USING TEN
SOLID REPEATING COLORS

HARDWARE:
17-7 STAINLESS STEEL

CURRENT RATING:
1 AMP MAX PER MIL-DTL-32139

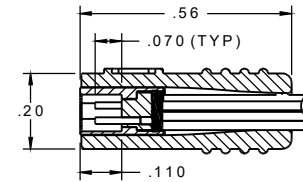
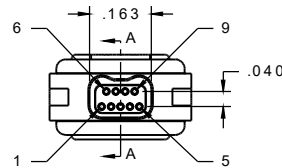
CONTACT RESISTANCE:
71 MILLIOHM MAX (71mV DROP MAX) @
1.0 AMPS PER MIL-DTL-32139

PERFORMANCE:
PRODUCT FAMILY TESTED TO AND
PASSED THE PERFORMANCE
SPECIFICATIONS OF TABLE VIII OF MIL-
DTL-32139



SOCKET #	COLOR
1	BLACK
2	BROWN
3	RED
4	ORANGE
5	YELLOW
6	GREEN
7	BLUE
8	VIOLET
9	GRAY

INTERNAL USE ONLY
USE MFG LOADING
PROCEDUER A29000-009



SECTION A-A



ACTUAL SIZE
EXCLUDING WIRE LENGTH

MINI-SLIDW	THIRD ANGLE -TOLERANCES-	THIS DRAWING CONTAINS CONFIDENTIAL AND PROPRIETARY INFORMATION WHICH IS THE PROPERTY OF OMNETICS CONNECTOR CORP. THIS DOCUMENT MAY NOT, IN WHOLE OR IN PART, BE DUPLICATED, OR DISCLOSED FOR ANY PURPOSE, WITHOUT WRITTEN PERMISSION FROM OMNETICS CONNECTOR CORP.		OMNETICS CONNECTOR CORPORATION 7260 COMMERCE CIRCLE EAST MINNEAPOLIS, MN 55432 WWW.OMNETICS.COM	CAGE CODE 61873	
	UNLESS OTHERWISE NOTED	DFTM. JPF	DATE 01-28-08		TITLE: (9) SOCKET FEMALE LATCHING Bi-Lobe® CONNECTOR	DWG NO. A 29050-009
	DIMENSIONS IN INCHES	CHK'D.	DATE			SHEET 1 OF 1
	2 P L D E C 2 . 01 3 P L D E C 2 . 005 4 P L D E C 1 . 0005 A N G L E S ± 1 °	APP'D.	DATE			SCALE: 3:1
					REV B	