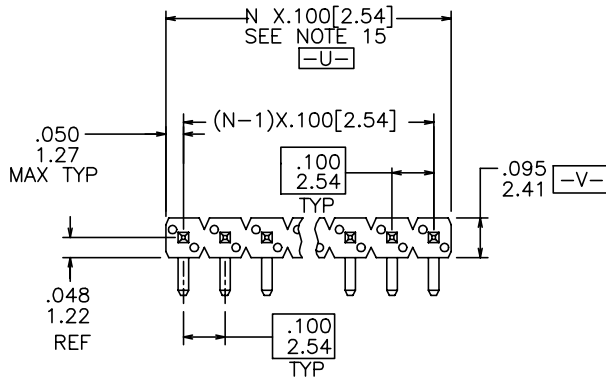


PRODUCT NUMBER

XXXXX-YYY HTLF

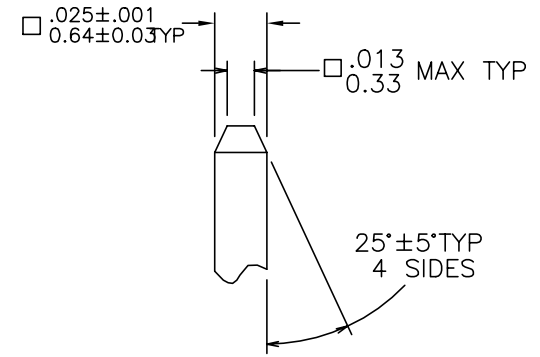
- LEAD FREE OPTION
SEE NOTE 1,8
- TUBE PACKAGING OPTION
SEE NOTE 1
- HIGH TEMPERATURE PLASTIC
SEE NOTE 1
- NO OF
POSITIONS
SEE NOTE 1
- PIN PLATING
SEE SHEET 2
- BASE PART NO.



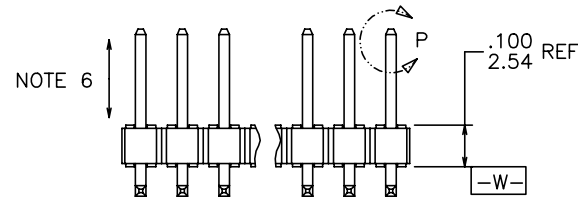
TOP VIEW

$\varnothing .020/0.51$ (M) U (M) V (S) W

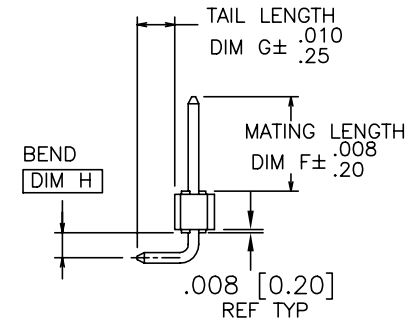
NOTE 4



DETAIL P
TYP BOTH ENDS



SIDE VIEW



END VIEW

68015-X XX-XXX XXX LF

- TAIL LENGTH (EXAMPLE BELOW)
3.0mm=030 12.8mm=128 (SEE NOTE 11 & 12)
- MATING LENGTH (EXAMPLE BELOW)
5.0mm=050 25.5mm=255 (SEE NOTE 11 & 12)
- TOTAL NUMBER OF POSITION
FROM 1 THRU 36 POS. (SEE NOTE 1)
- PIN PLATING (SEE NOTE 13)
1=0.76µm Au
4= PURE TIN
8=0.36µm Au
- BASE PART NO.
SINGLE ROW RIGHT ANGLE

mat'l. code SEE NOTES 2 & 3		surface ISO 1302 ✓		tolerance ISO 406 ISO 1101		projection 		product family BERGSTIK		
ltr/ecn no/dt		date		tolerances unless otherwise specified		title		sheet 1 of 4		
BB	ELX-N-16105	ZK	10/22/13	angles	linear	XX±.01/XX±0.3	INCH/MM	BERGSTIK® II HEADER		
BC	ELX-N-16356	ZK	11/25/13	0°±2°		XXX±.005/XXX±0.13		.100/2.54cc SR R/A		
						XXXX±.0020/XXXX±0.051	scale 2:1	size		
AV	M08-0169	MHT	6/16/08	dr	T.BREWBAKER	01/31/95		68015		
AW	M08-0267	MHT	9/25/08	engr	T.HANNA	01/31/95		A3		
AX	M08-0331	MHT	12/01/08	chr	T.HANNA	01/31/95				
BA	N11-0118	J.Z	04/11/11	appd	T.HANNA	01/31/95		type Product Customer Drawing		
sheet	revisio	BC	BC	BC	BC					
index	sheet	1	2	3	4					

Copyright FCI
 FCIconnect.com

PIN PLATING CODES:

XXXX-1YY	30u"/0.76u MIN (SEE NOTE 9) OVER 50u"/1.27u MIN Ni
XXXX-2YY	15u"/0.38u MIN (SEE NOTE 9) OVER 50u"/1.27u MIN Ni
XXXX-3YY	50u"/1.27u MIN (SEE NOTE 9) OVER 50u"/1.27u MIN Ni
XXXX-4YY	100u"/2.54u MIN Sn OVER 50u"/1.27u MIN Ni (SEE NOTE 10)
XXXX-4YYHLF	
XXXX-5YY	15u"/0.38u MIN (SEE NOTE 9) OVER 50u"/1.27u MIN Ni
XXXX-6YY	30u"/0.76u MIN (SEE NOTE 9) OVER 50u"/1.27u MIN Ni
XXXX-7YY	30u"/0.76u MIN (SEE NOTE 9) OVER 50u"/1.27u MIN Ni
XXXX-8YY	15u"/0.38u MIN (SEE NOTE 9) OVER 50u"/1.27u MIN Ni
XXXX-9YY	15u"/0.38u MIN (SEE NOTE 9) OVER 50u"/1.27u MIN Ni
XXXX-0YY	30u"/0.76u MIN (SEE NOTE 9) OVER 50u"/1.27u MIN Ni

NOTES

1. PART NUMBER OPTIONS:

PIN PLATING CODES (SEE ABOVE)

HIGH TEMP. MATERIAL:

PART NUMBERS WITH AND WITHOUT "H" WILL BE SUPPLIED WITH HIGH TEMPERATURE PLASTIC.

NUMBER OF POSITION:

ANY NUMBER OF POSITIONS FROM 1 THRU 36.

PACKAGING:

PACKAGED IN POLY BAGS.
EIGHT DIGIT PART NUMBERS FOLLOWED BY A "T" ARE PACKAGED IN TUBES. SEE SPECIFIC PART NUMBERS FOR AVAILABILITY.

LEAD FREE:

ADD "HLF" SUFFIX AT THE END OF PART NUMBER FOR LEAD FREE OPTION, NOT AVAILABLE FOR -5YY,-5YYH,-6YY & -6YYH.

2. BODY MATERIAL:

MANUFACTURER'S OPTION OF NYLON OR PCT, GLASS FIBER REINFORCED, OR LCP MINERAL FIBER FLAME RETARDANT PER UL-94V-0. COLOR: BLACK.

PART NUMBERS WITH AND WITHOUT "H" SUFFIX WILL WITHSTAND EXPOSURE TO 260°C PEAK TEMPERATURE FOR 20 SECONDS IN WAVE SOLDER, INFRA-RED OR VAPOR PHASE SOLDER PROCESS.

3. PIN MATERIAL: PHOS-BRONZE.

4. MEASURED WITH PART IN RESTRAINED CONDITION.

5. TWO SIDES OF PIN TIPS NOT PLATED. TYPICAL BOTH ENDS.

6. 2LBS/0.9KG MIN PIN RETENTION IN EITHER DIRECTION.

7. MILITARY BERGSTIK HEADER
P/N XXXXX-XY-MIL
NOT AVAILABLE.

8. THESE PRODUCTS MEETS EUROPEAN UNION DIRECTIVES AND OTHER COUNTRY REGULATION AS DESCRIBED IN GS-22-008.

9. PLATING OPTIONS:

PERFORMANCE PLATING WILL BE EITHER GOLD OR GXT ON POST OR TAIL, OPTIONALLY (78~295u"/2~7.5u) TIN ON TAIL.

10. THIS PRODUCT HAS 100% TIN PLATING IN THE INTERFACE AND HAS NOT BEEN TESTED FOR WHISKER GROWTH IN ALL INTERCONNECT ENVIRONMENTS."

11. THE DAL DON'T EXCEED 31mm
DAL= MATTING DIM+4.0mm<31mm WHERE THE SUM OF TAIL AND MATTING LENGTH DON'T EXCEED 27mm

12. INCREMENTS BY 0.1mm IN LENGTHS ONLY

13. FOR SPECIAL PACKAGING REQUEST PLEASE CONTACT PRODUCT MANAGER FOR AVAILABILITY

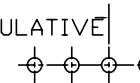
14. BEND DIMENSIONS AT 1.5mm ONLY

15. TO DETERMINE DIMENSIONS:
N=NUMBER OF POSITION PER ROW
EXAMPLE: 10 POS. N X .100/2.54

.100±.003 [2.54±.08]

TYP. NON-ACCUMULATIVE

∅.040±.003 [1.02±.08]
TYP.



RECOMMENDED HOLE PATTERN

mat'l. code SEE NOTES 2 & 3		surface ISO 1302 ✓		tolerance ISO 1101		projection INCH/MM		product family BERGSTIK	
ltr/ecn no/dt		date		tolerances unless otherwise specified		title		BERGSTIK® II HEADER	
BC				angles 0°±2'		line XX±.01/XX±.03 XXX±.005/XXX±.013 XXXX±.0020/XXXX±.0051		.100/2.54cc SR R/A	
				dwr T.BREWBAKER 01/31/95		scale 2:1		dwg no sheet 2 of 4 size	
				engr T.HANNA 01/31/95		FCI		68015 A3	
				chr T.HANNA 01/31/95				type Product Customer Drawing	
				appd T.HANNA 01/31/95					
sheet index		revision sheet							

PRODUCT NUMBER	MATING LENGTH		TAIL LENGTH		BEND DIM		PACKAGING	LF OPTION
	DIM F	DIM F	DIM G	DIM G	DIM H	DIM H		
	ENGLISH	METRIC	ENGLISH	METRIC	ENGLISH	METRIC		
68015-YYY	0.230	5.84	0.090	2.29	0.060	1.52	POLY BAGS/TUBES	NOTE 1,8
68016-YYY	0.230	5.84	0.120	3.05	0.060	1.52	POLY BAGS/TUBES	
68023-YYY	0.135	3.43	0.305	7.75	0.135	3.43	POLY BAGS	
68417-YYY	0.230	5.84	0.390	9.91	0.060	1.52	POLY BAGS	
68423-YYY	0.318	8.08	0.120	3.05	0.060	1.52	POLY BAGS/TUBES	
68458-YYY	0.318	8.08	0.110	2.79	0.060	1.52	POLY BAGS	
68461-YYY	0.400	10.16	0.320	8.13	0.260	6.60	POLY BAGS	
68468-YYY	0.230	5.84	0.195	4.95	0.160	4.06	POLY BAGS	
68488-YYY	0.230	5.84	0.180	4.57	0.060	1.52	POLY BAGS	
68494-YYY	0.400	10.16	0.110	2.79	0.060	1.52	POLY BAGS	
68498-YYY	0.230	5.84	0.220	5.59	0.160	4.06	POLY BAGS	
68626-YYY	0.230	5.84	0.295	7.49	0.060	1.52	POLY BAGS	
68627-YYY	0.120	3.05	0.185	4.70	0.150	3.81	POLY BAGS	
68628-YYY	0.230	5.84	0.590	14.99	0.060	1.52	POLY BAGS	
68641-YYY	0.230	5.84	0.490	12.45	0.060	1.52	POLY BAGS	
68660-YYY	0.110	2.79	0.230	5.84	0.135	3.43	POLY BAGS	
68694-YYY	0.600	15.24	0.120	3.05	0.060	1.52	POLY BAGS	
68757-YYY	0.350	8.89	0.220	5.59	0.100	2.54	POLY BAGS	
68758-YYY	0.275	6.99	0.120	3.05	0.060	1.52	POLY BAGS	
68764-YYY	0.100	2.54	0.120	3.05	0.060	1.52	POLY BAGS	
68782-YYY	0.318	8.08	0.180	4.57	0.060	1.52	POLY BAGS	
68798-YYY	0.110	2.79	0.230	5.84	0.160	4.06	POLY BAGS	
69189-YYY	0.310	7.87	0.250	6.35	0.060	1.52	POLY BAGS	
71270-YYY	0.600	15.24	0.189	4.80	0.060	1.52	POLY BAGS	
72342-YYY	0.120	3.05	0.250	6.35	0.060	1.52	POLY BAGS	
78230-YYY	0.310	7.87	0.330	8.38	0.060	1.52	POLY BAGS	
78231-YYY	0.310	7.87	0.290	7.37	0.060	1.52	POLY BAGS	

mat'l. code SEE NOTES 2 & 3	surface ISO 1302 ✓	tolerance ISO 406 ISO 1101	projection 	product family BERGSTIK
ltr ecn nodr date	tolerances unless otherwise specified			title BERGSTIK® II HEADER .100/2.54cc SR R/A
BC	angles 0°±2'	linear XXX±.01/XX±0.3 XXX±.005/XX±0.13 XXX±.0020/XXX±0.051	INCH/MM scale 2:1	dwg no 68015
	dr T.BREWBAKER 01/31/95	engr T.HANNA 01/31/95		sheet 3 of 4 size A3
	chr T.HANNA 01/31/95	app T.HANNA 01/31/95		type Product Customer Drawing
sheet index	revision sheet			

PRODUCT NUMBER	MATING LENGTH		TAIL LENGTH		BEND DIM		PACKAGING	LF OPTION
	DIM F	DIM F	DIM G	DIM G	DIM H	DIM H		
	ENGLISH	METRIC	ENGLISH	METRIC	ENGLISH	METRIC		
78234-XY	0.230	5.84	0.140	3.56	0.160	4.06	POLY BAGS	OB
78541-XY	0.318	8.08	0.080	2.03	0.060	1.52	POLY BAGS	OB
78587-XY			UNAVAILABLE					
78938-XY	0.120	3.05	0.120	3.05	0.060	1.52	POLY BAGS	NOTE 1,8
78955-XY	0.075	1.91	0.090	2.29	0.060	1.52	POLY BAGS	OB
78978-XY	0.120	3.05	0.318	8.08	0.135	3.43	POLY BAGS	OB
79409-XY			UNAVAILABLE					
84846-XYH	0.140	3.56	0.290	7.37	0.153	3.89	POLY BAGS	OB
84917-XYH	0.090	2.29	0.195	4.95	0.190	4.83	POLY BAGS	OB
84935-XYH	0.450	11.43	0.320	8.13	0.260	6.60	POLY BAGS	OB
84936-XYH	0.350	8.89	0.120	3.05	0.060	1.52	POLY BAGS	OB
87532-XYH	0.230	5.84	0.890	22.61	0.060	1.52	POLY BAGS	OB
88813-XY	0.230	5.84	0.085	2.16	0.060	1.52	POLY BAGS	OB
92050-XY	0.162	4.11	0.120	3.05	0.060	1.52	POLY BAGS	OB
92632-XY	0.100	2.54	0.318	8.08	0.060	1.52	POLY BAGS	OB
92909-XY	0.400	10.16	0.220	5.59	0.060	1.52	POLY BAGS	OB
94099-XY	0.157	3.99	0.090	2.29	0.060	1.52	POLY BAGS	OB
94529-XYH	0.120	3.05	0.295	7.49	0.135	3.43	POLY BAGS	OB
94671-XYH	0.090	2.29	0.085	2.16	0.180	4.57	POLY BAGS	OB
95653-XYH	0.330	8.38	0.310	7.87	0.160	4.06	POLY BAGS	OB
95666-XYH	0.230	5.84	0.145	3.68	0.060	1.52	POLY BAGS	OB
10089061-XY	0.125	3.18	0.318	8.08	0.135	3.43	POLY BAGS	OB



Copyright FCI

mat'l. code SEE NOTES 2 & 3	surface ISO 1302 ✓	tolerance ISO 406 ISO 1101	projection 	product family BERGSTIK
ltr ecn no dr date	tolerances unless otherwise specified			title BERGSTIK® II HEADER .100/2.54cc SR R/A
BC	angles 0°±2'	linear XXX±.01/XXX.03 XXX±.005/XXX.013 XXX±.0020/XXX.0051	INCH/MM scale 2:1	dwg no 68015
	dr T.BREWBAKER 01/31/95	engr T.HANNA 01/31/95		sheet 4 of 4 size A3
	chr T.HANNA 01/31/95	appd T.HANNA 01/31/95		type Product Customer Drawing
sheet index	revision sheet			