



1090 MHz Saw Bandpass Filter

Part Number: AM1090S844




Parameters Description	Unit	Minimum	Typical	Maximum
Center Frequency (Fo)	MHz	-	1090.0	-
Insertion Loss within 1084~1096 MHz	dB	-	3.2	3.5
Amplitude Ripple within 1084~1096 MHz	dBp-p	-	1.0	1.5
VSWR within 1084~1096 MHz	-	-	1.5	2.0
Attenuation:				
Fo-300 ~ Fo-50 MHz	dB	40	50	-
Fo+60 ~ Fo+300 MHz	dB	27	32	-

Parameters Description	Unit	Minimum	Typical	Maximum
Operation Temperature Range	°C	-30	-	+75
Storage Temperature Range	°C	-40	-	+85
Maximum DC Voltage	V	-	-	0
Maximum Input Power	dBm	-	-	10
Source Impedance (Single Ended) ₁	Ω	-	50	-
Load Impedance (Single Ended) ₁	Ω	-	50	-
Package Size and Type	3.8 x 3.8 x 1.4 mm P			



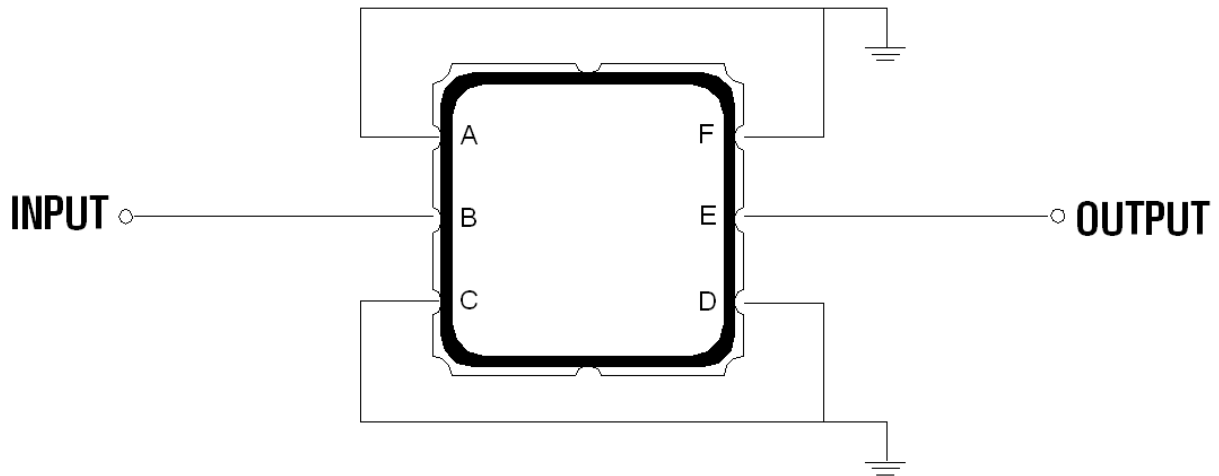
Outline Drawing:



Marking Description:
 Wireless Application – Z
 Series Number – H
 Date Code (Year) – a
 Date Code (Month) – b

Pin Description:
 Ground – A C D F
 Input – B
 Output – E

Testing Environment:



Source/Load Impedance: 50 Ω

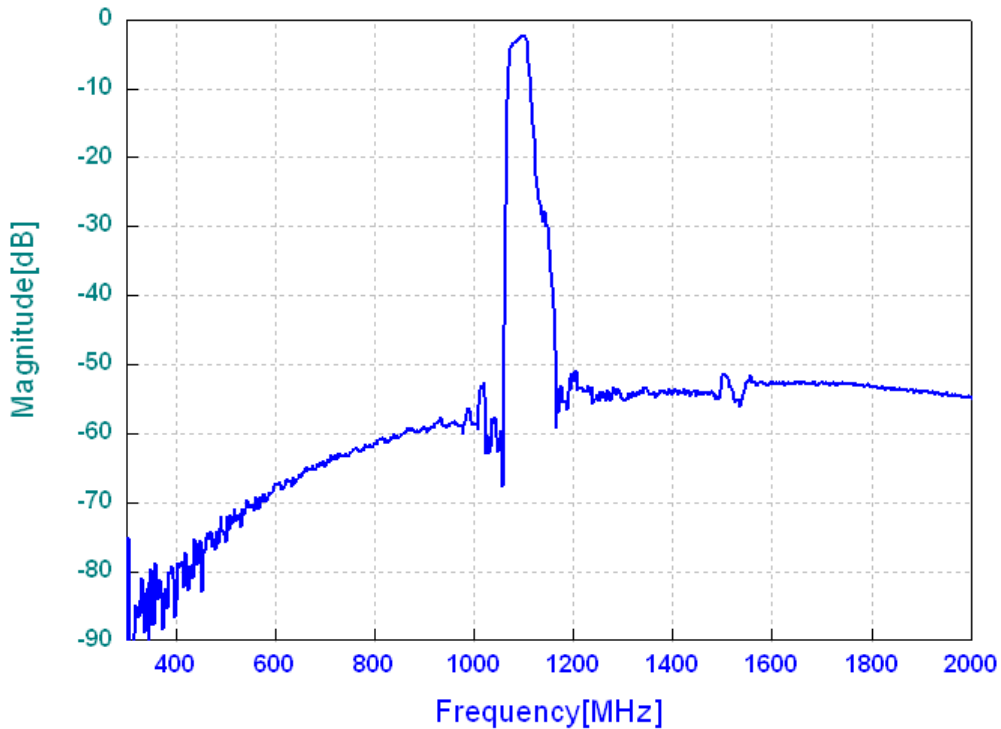
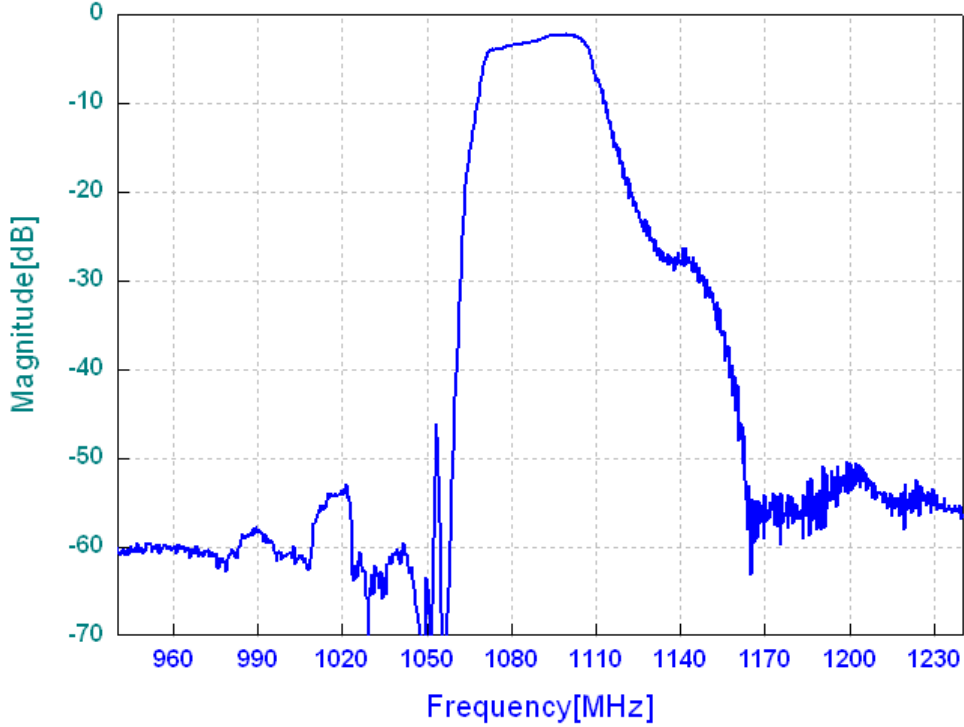


1090 MHz Saw Bandpass Filter

Part Number: AM1090S844



Response Plot:





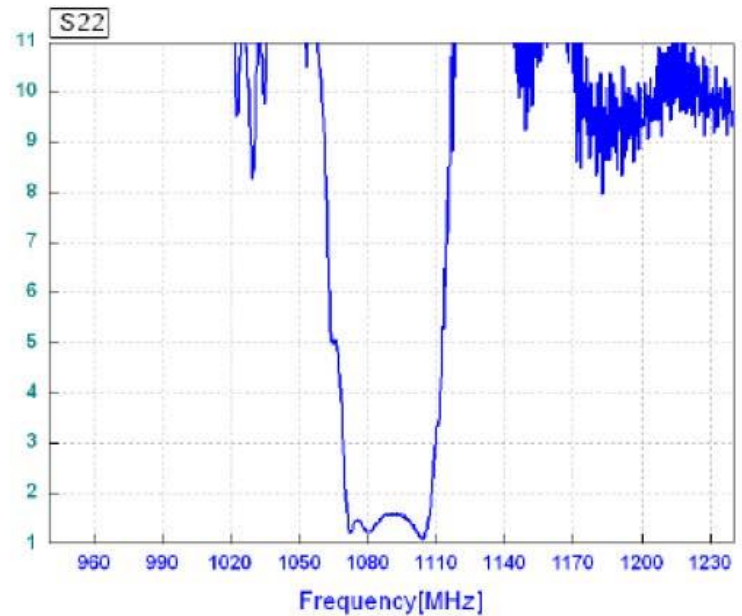
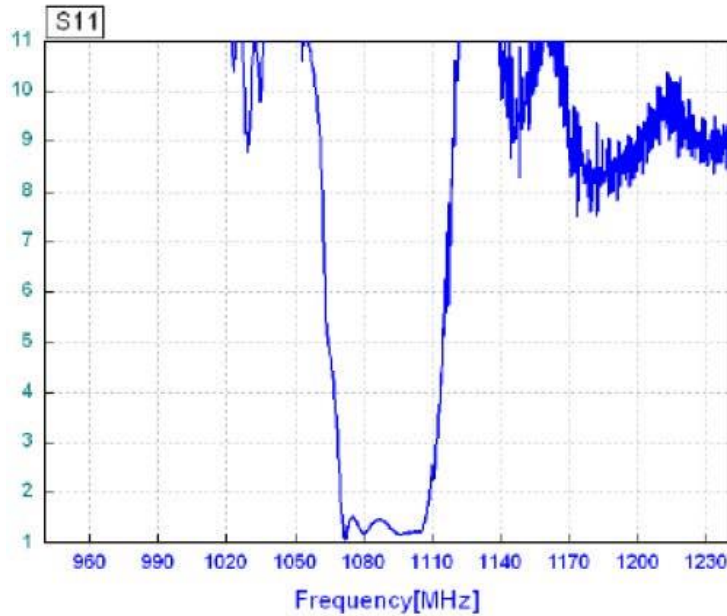
1090 MHz Saw Bandpass Filter

Part Number: AM1090S844



Response Plot:

VSWR



Smith Chart

