

## Electronic housing - EMG 15-B3 - 2947815

Please be informed that the data shown in this PDF Document is generated from our Online Catalog. Please find the complete data in the user's documentation. Our General Terms of Use for Downloads are valid (<http://download.phoenixcontact.com>)




Custom circuit module, consisting of housing, MKDS 3 connection terminal blocks and PCB

### Product Features

- Choice of four cover sizes in transparent or color versions
- Practical and easy-to-wire conductor connections
- Uniform and appropriate housing technology
- Space-saving accommodation of electronic components in finely graded module versions available with 10 to 150 mm pitch
- High degree of flexibility due to the wide choice of versions
- User-friendly and safe mounting on DIN rails according to EN 60715
- Inflammability class V0 insulation material (according to UL 94)
- Shock and contamination-proof accommodation of electronic components
- Universal PCBs for all pitches



### Key commercial data

Packing unit	1
Minimum order quantity	1
Catalog page	Page 569 (CC-2011)
GTIN	 4 017918 082925
Custom tariff number	85369010
Country of origin	GERMANY

### Technical data

#### General

Housing type	Component housing
Housing material	Polycarbonate fiber reinforced
Color	green

#### Dimensions / positions

Length	75 mm
Constructional height	47.5 mm

# Electronic housing - EMG 15-B3 - 2947815

## Technical data

### Dimensions / positions

Width	15 mm
Number of positions	6
Pitch	5 mm

### Technical data

Ambient temperature (operation)	-40 °C ... 125 °C
Inflammability class according to UL 94	V0
Power dissipation at 20°C in the horizontal mounting position	1.2 W 1.3 W 7.5 mm
Power dissipation at 20°C in the horizontal mounting position	1.4 W 1.5 W 15 mm
Power dissipation at 20°C in the horizontal mounting position	2 W 2.7 W 52 mm

## Classifications

### ETIM

ETIM 2.0	EC001031
ETIM 3.0	EC001031
ETIM 4.0	EC001031
ETIM 5.0	EC000886

### UNSPSC

UNSPSC 11	31261501
UNSPSC 12.01	31261501
UNSPSC 13.2	31261501
UNSPSC 6.01	31261501
UNSPSC 7.0901	31261501

### eCl@ss

eCl@ss 4.0	27180401
eCl@ss 4.1	27180401
eCl@ss 5.0	27180506
eCl@ss 5.1	27180506
eCl@ss 6.0	27180802
eCl@ss 7.0	27182702

## Approvals

### Approvals

---

Approvals

GOST

---

Ex Approvals

## Electronic housing - EMG 15-B3 - 2947815


### Approvals

---

Approvals submitted

---

Approval details



### Accessories

Accessories

Assembly

Electronic housing - EMG-KA - 2941510



Terminal block/screw cover, set consisting of 50 strips each for terminal blocks and screw openings, 1 strip covers 12 terminal points.

---

### Marking

Marking material - EMG-GKS 12 - 2947035



Equipment marker, width 12 mm

---

### Required add-on products

Electronic housing - EMG 15-H 7,5MM KLAR - 2947828



Covering hood, for the contact and dust-protected encapsulation of the components, in transparent design.  
Height: 7.5 mm, width: 15 mm

# Electronic housing - EMG 15-B3 - 2947815

## Accessories

Electronic housing - EMG 15-H 15MM KLAR - 2947831



Covering hood, for the contact and dust-protected encapsulation of the components, in transparent design.  
Height: 15 mm, width: 15 mm

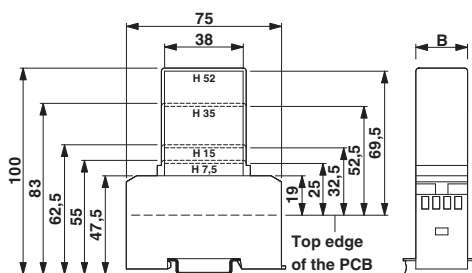
Electronic housing - EMG 15-H 52MM GN - 2947844



Covering hood, for the contact and dust-protected encapsulation of the components, in green design.  
Height: 52 mm, width: 15 mm

## Drawings

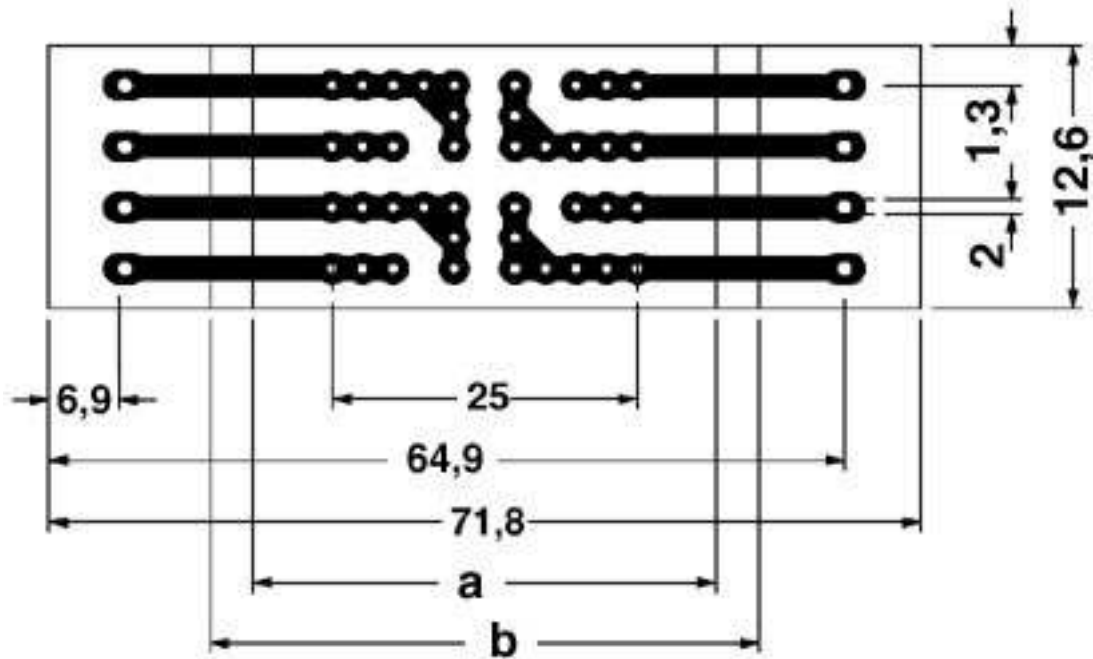
Dimensioned drawing



1 = Top edge of the PCB  
B = Housing width

# Electronic housing - EMG 15-B3 - 2947815

Dimensioned drawing



Pitch 5 mm

a = Area for mounting components, 38 mm in the hood

b = Area for mounting components, 45 mm in the housing