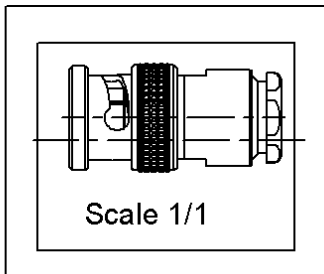
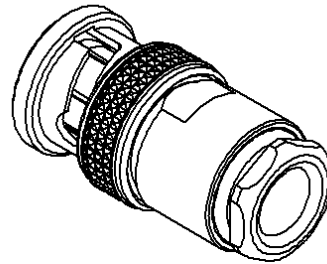
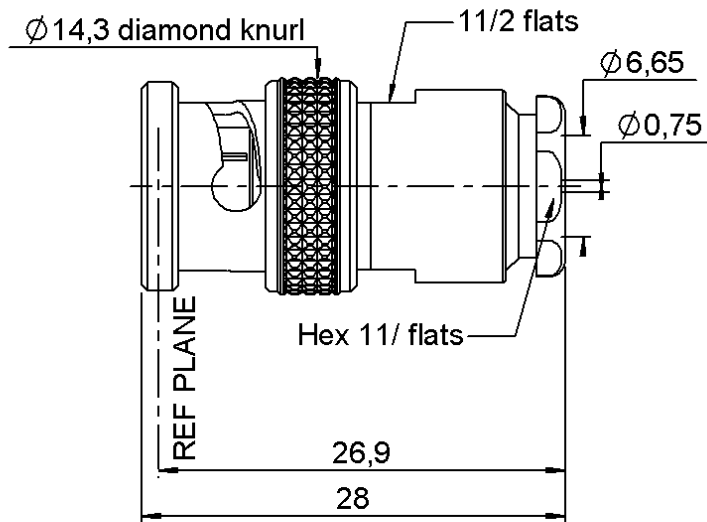


STRAIGHT PLUG CLAMP TYPE

R142.016.000

CABLE 6/75+93

Series : **BNC 75**



All dimensions are in mm.



COMPONENTS	MATERIALS	PLATINGS (µm)
BODY	BRASS	NICKEL 2
CENTER CONTACT	BRASS	GOLD 0.5 OVER NICKEL 2
OUTER CONTACT	-	-
INSULATOR	PTFE	-
GASKET	SILICONE RUBBER	-
OTHERS PARTS	BRASS	NICKEL 2
-	-	-
-	-	-

Issue : 0704 H

In the effort to improve our products, we reserve the right to make changes judged to be necessary.



STRAIGHT PLUG CLAMP TYPE

R142.016.000

CABLE 6/75+93

Series : **BNC 75**

PACKAGING

Standard	Unit	Other
100	OPTION W	Contact us

SPECIFICATION

00.574.007.569

ELECTRICAL CHARACTERISTICS

Impedance		75 Ω
Frequency		0-1.5 GHz
VSWR	1.30 +	0,0000 x F(GHz) Maxi
Insertion loss		0.115 √F(GHz) dB Maxi
RF leakage	- (57 - F(GHz)) dB Maxi
Voltage rating		500 Veff Maxi
Dielectric withstanding voltage		1500 Veff mini
Insulation resistance		5000 MΩ mini

CABLE ASSEMBLY

Stripping	a	b	c	d	e	f
mm	2,50	7,00	0,00	0,00	3,00	0,00

Assembly instruction : **Clamp 02**

Recommended cable(s)
KX 6A
RG 59

Cable retention
- pull off **136** N mini
- torque **NA** N.cm

MECHANICAL CHARACTERISTICS

Center contact retention		
Axial force – Mating end	27	N mini
Axial force – Opposite end	27	N mini
Torque	NA	N.cm mini

TOOLING

Part Number	Description	Hexagon
.	.	.

Recommended torque		
Mating	NA	N.cm
Panel nut	NA	N.cm
Clamp nut	450	N.cm
A/F clamp nut	11,0000	mm

Mating life	500	Cycles mini
Weight	15,4210	g

OTHERS CHARACTERISTICS

-

ENVIRONMENTAL

Operating temperature	-65/+165	° C
Hermetic seal	NA	Atm.cm3/s
Panel leakage	NA	

Issue : **0704 H**

In the effort to improve our products, we reserve the right to make changes judged to be necessary.

