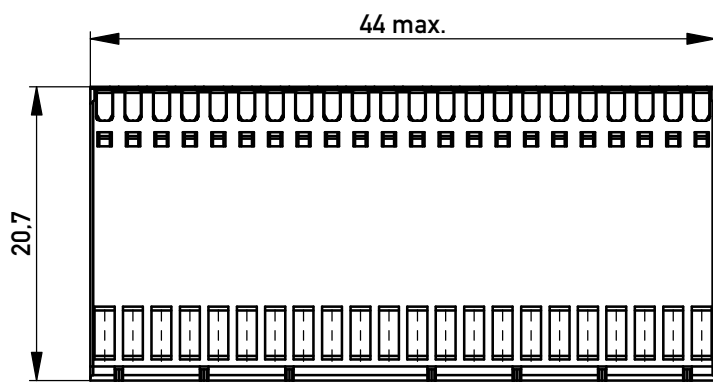
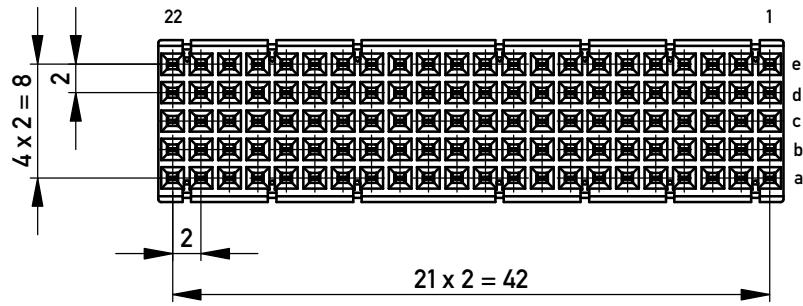
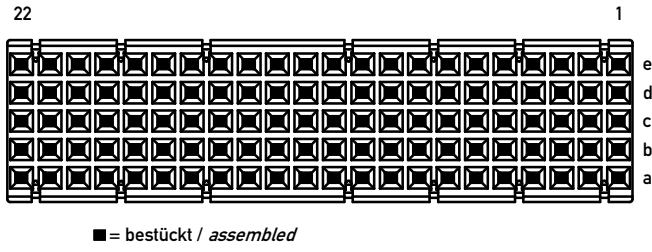
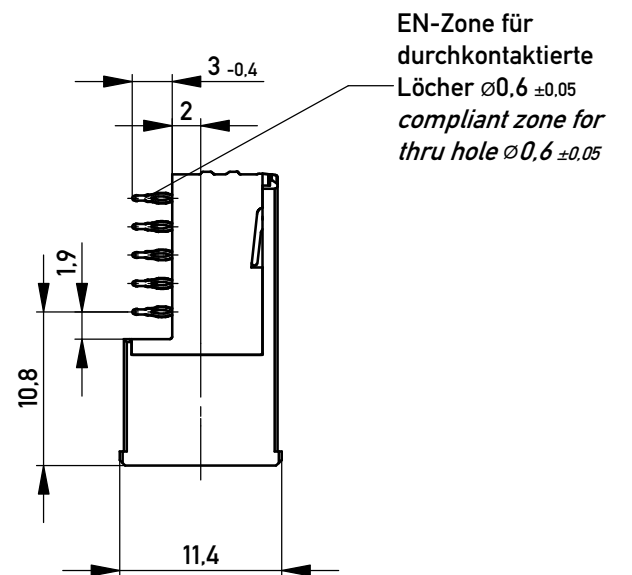
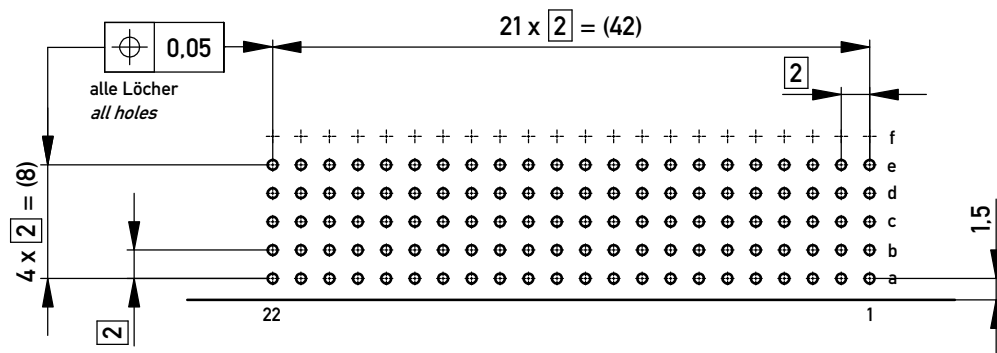


Bestückungsplan / contact layout



Lochbild für Leiterplatte
(Bestückungsseite)

Board hole pattern
(Component mounting side)



1) $\varnothing 0.6 \pm 0.05$ Durchmesser des metallisierten Loches
 $\varnothing 0.6 \pm 0.05$ Diameter of finished plated-through hole

$\varnothing 0.7 \pm 0.05$ Bohrungsdurchmesser des Loches
 $\varnothing 0.7 \pm 0.05$ Diameter of drilled hole

Schichtaufbau im metallisierten Loch
siehe Zeichnung 114406
Metal plating of plated through hole
see drawing 114406

Fehlende Maße und Angaben nach IEC 61076-4-101
Missing information and dimensions per IEC 61076-4-101

Information:	Tolerances	Scale	2:1
	<p>All Dimensions in mm</p>		
All rights reserved. Only for Information. To ensure that this is the latest version of this drawing, please contact one of the ERNI companies before using.	Subject to modification without prior notice. Drawing will not be updated.	Designation	
		ERmet Federleiste B22 ERmet Female Type B22	
c Index	25.06.2012 Date	354147	
		Class ERMB22	
www.ERNI.com		I A3	

Copyright by ERNI GmbH
 Proprietary notice pursuant to ISO 16016 to be observed.