LOADING PATTERN MATING SIDE

POS	01	02	03	04	05	06	07	08	09	10	11	12–14	15	16	17	18	19	20	21	22	23	24	25
f	6	6	6	6	6	6	6	6	6	6	6		6	6	6	6	6	6	6	6	6	6	6
e	4	4	4	4	4	4	4	4	4	4	4		4	4	4	4	4	4	4	4	4	4	4
d	4	4	4	4	4	4	4	4	4	4	4		4	4	4	4	4	4	4	4	4	4	4
c	4	4	4	4	4	4	4	4	4	4	4		4	4	4	4	4	4	4	4	4	4	4
b	4	4	4	4	4	4	4	4	4	4	4		4	4	4	4	4	4	4	4	4	4	4
a	4	4	4	4	4	4	4	4	4	4	4		4	4	4	4	4	4	4	4	4	4	4
z	6	6	6	6	6	6	6	6	6	6	6		6	6	6	6	6	6	6	6	6	6	6

LOADED CONNECTOR ASSEMBLY
(FOR EXAMPLE)

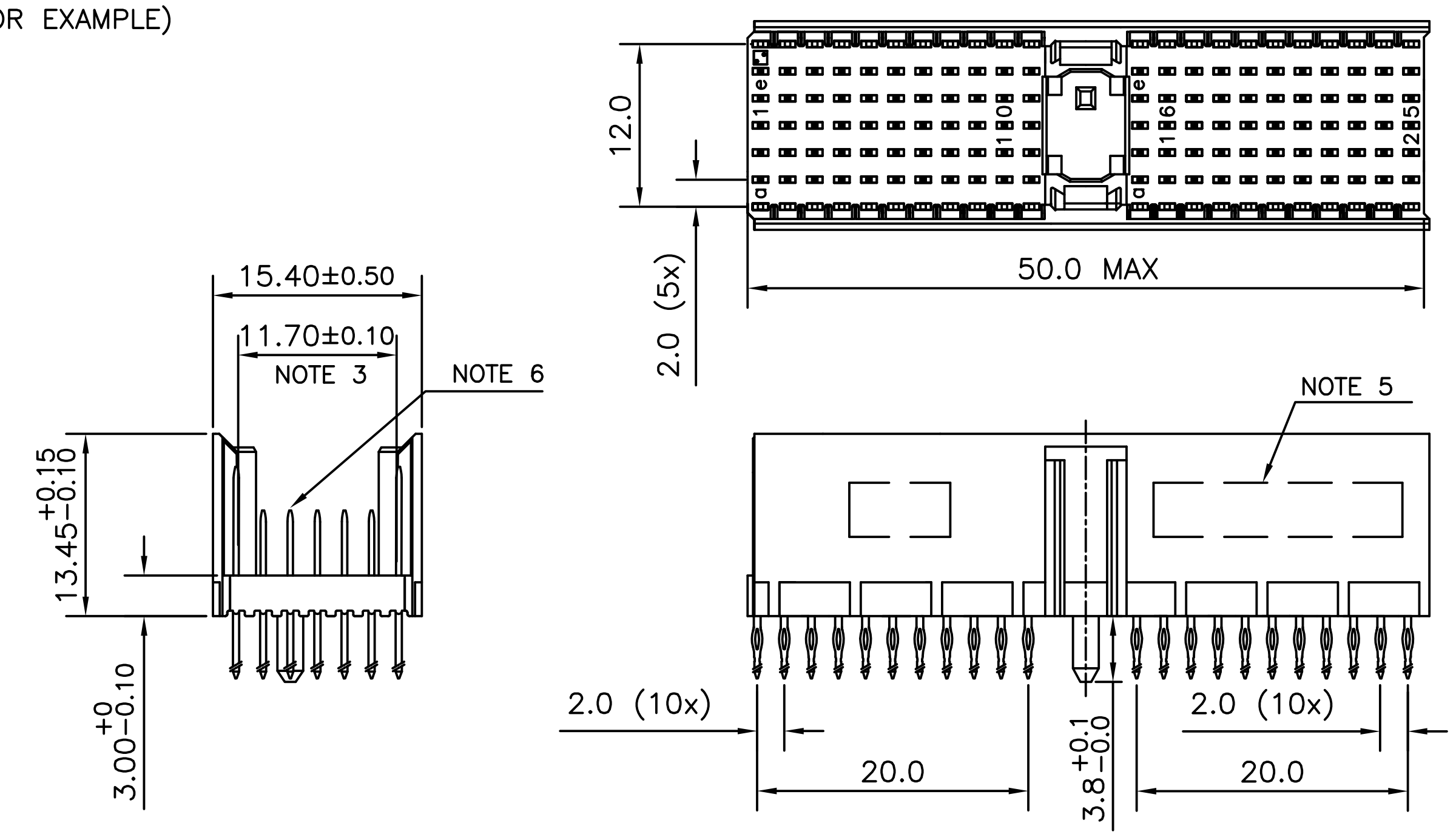

CONTACT OVERVIEW

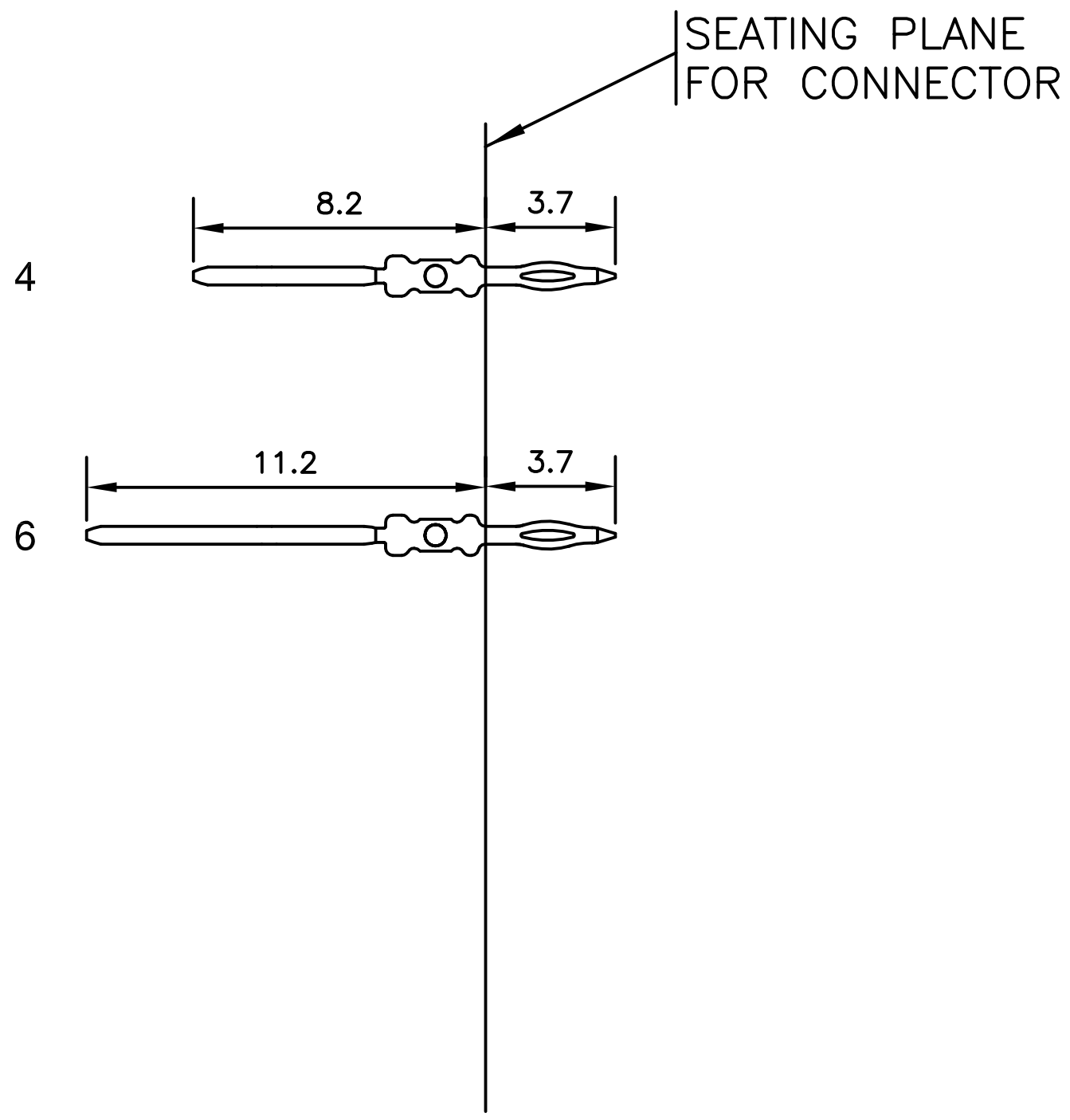

LAY-OUT P.C.B.-HOLE

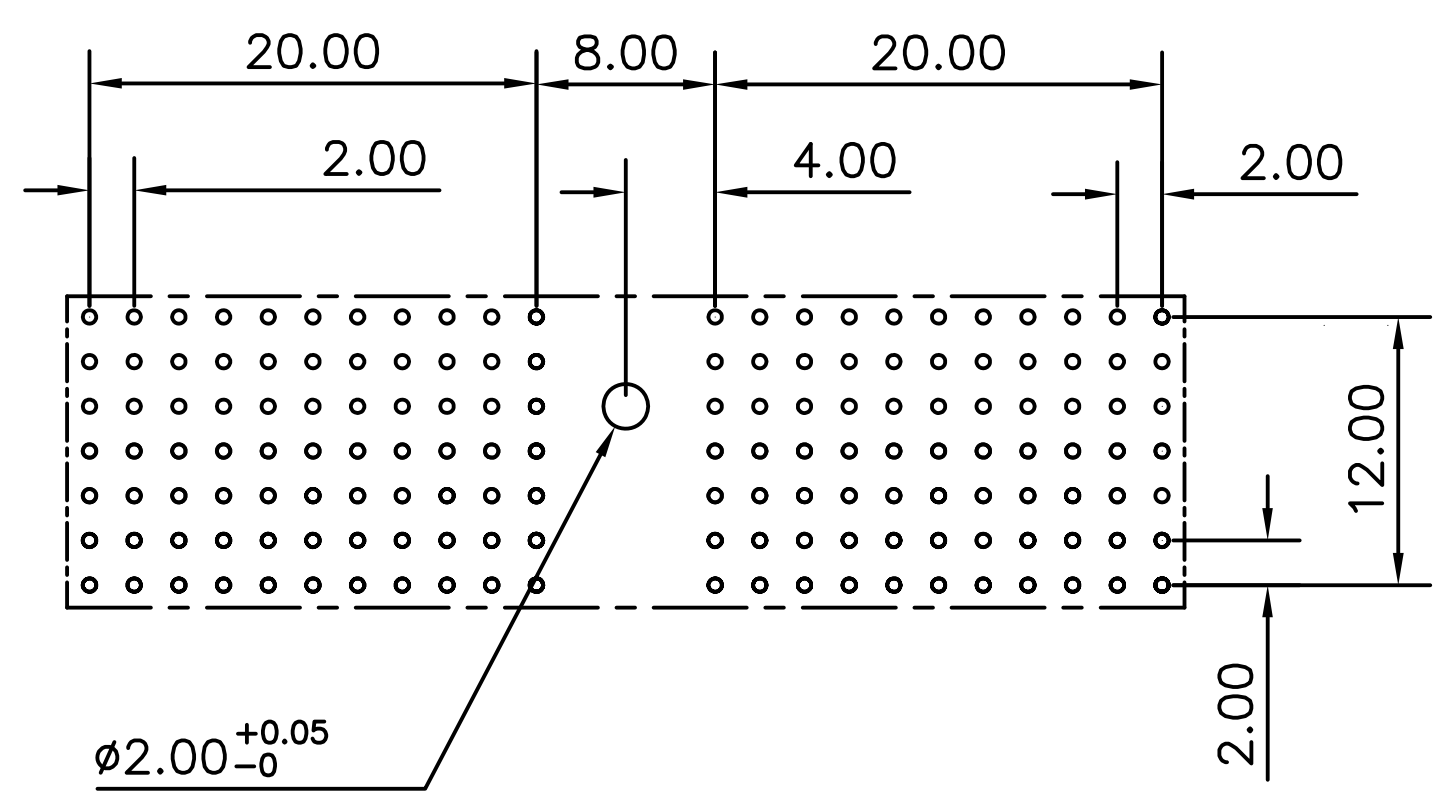

HM2P47PD5111-- --

LEAD FREE INDICATOR : LF = LEAD FREE
(DIGIT 15 & 16)

PLATING CODE (DIGIT 13 AND 14)
(REF DRW NO. BS,C , 201844 , 003)

NOTES

1. THIS PRODUCT IS CSA APPROVED.
2. THIS PRODUCT IS UL RECOGNIZED.
3. MEASURED AT THE BOTTOM.
4. FOR GENERAL DETAILS PLEASE REFER DRAWING: BS, C ,203028, 000
5. CONNECTOR PRINTED WITH P/N AND DATE CODE.
6. FOR ACTUAL CONTACT LOADINGS, SEE LOADING PATTERN MATING SIDE.
7. THIS PRODUCT MEETS EUROPEAN UNION DIRECTIVES AND OTHER COUNTRY REGULATIONS AS DESCRIBED IN GS-47-0004
8. FOR RECOMMENDED PTH DIMENSIONS REFER DRAWING : BS, A , 201572 , 001

CATALOG NO: HM2P47PD5111----

mat'l. code: SEE NOTE 4	surface: ISO 1302	tolerance: ISO 406 ISO 1101	projection	product family: MILLIPACS	
ltr / ecn no / dr / date: A / / BIN / 2021-07-27	tolerances unless otherwise specified			title: MPACS 5+2R STR HDR PF CONN TYPE A SHIELDED WITH LONG PEG	
	angles: 0°±1°	linear: .0±0.2 / .00±0.1 / –	MM; scale –		
	dr	BINESH	2019-06-27	dwg no: BS, C ,203029, 086 (sheet 1 of 1)	size: A3
	engr	BINESH	2021-07-27		
	chr	ALEX	2021-07-27		
	appd	SANOJ	2021-07-27	type: Product Customer Drawing	
sheet index	revision: A	sheet: 1			

© 2016 AFCI