

GlobTek, Inc. www.globtek.com 186 Veterans Drive, Northvale, NJ 07647 Tel. (201) 784-1000 Fax (201) 784-0111	Drawing Title: 4 position Power DIN snap and lock connector, color White to 4 position Power DIN snap and lock connector, color White, GT Cable #20 AWG MIN WH: 20 or 18 AWG / 4C Conductors, mm OD, UL2464 or equiv., 80 Deg.C, 300V, , Approvals: , 1000mm, GlobTek White	
	Model No. Low voltage cable	
	Part No./Ordering No. YL44C201M0YL4WH(R)	Rev A1

CUSTOMIZED LENGTHS, COLORS, CABLE TYPES, TERMINATIONS/PLUGS/RECEPTACLES AVAILABLE UPON REQUEST. ADDITIONAL PLUG OPTIONS ARE AVAILABLE AT <https://www.globtek.com/connectors/> STANDARD PLUGS AND CONNECTORS CAN BE SEEN ONLINE AT <https://www.globtek.com/connectors/> ACTUAL CONNECTORS, OVERMOLDS, FERRITES MAY VARY SLIGHTLY FROM THE PICTURE BELOW DIMENSIONS ARE IN MM UNLESS SPECIFIED OTHERWISE

In Addition to GlobTek Inc.'s renewed ISO9001:2008 - Quality Management System Certification, GlobTek Inc. is now certified to:

ISO13485:2003 - Medical Devices Quality Management System Certification
ISO14001:2004 - Environmental Management System Certification

ISO Certificates are available online at <https://www.globtek.com/iso-certificates/>
Prop 65 Statement: <https://en.globtek.com/prop-65-statement.pdf>

The acceptance of this specification and use of the product described in this document indicates the acceptance and binding of the customer to Globtek TERMS AND CONDITIONS (attached to the end of this document), which supersede all other agreements, terms, and conditions (<https://en.globtek.com/terms-and-conditions/>).

The purchaser of this product (Customer) agrees that it is their sole responsibility to determine suitability/fitness of the product described in this specification for their application and to take precautions for protection against any hazards attendant to the handling and use of the product.

Footnote:

GlobTek Inc. will not be liable for the safety and performance of these power supplies if unauthorized access and repair occurs. End user should consult applicable UL, CSA or EN standards for proper installation instruction.

Limitation of Use:

GlobTek products are intended for use with commercial, medical, and/or industrial equipment only. GlobTek product are not authorized for use as mission critical components in life support hazardous environment, nuclear or aircraft applications without prior written approval from the CEO of GlobTek Inc.
Contents of this document are subject to change without prior notice.

Customer Approval of Specification:

Please approve, sign and send back to GlobTek so we can complete order processing.
A delay in receipt of this form will delay delivery schedule.

Company Name: _____	Customer P/N: _____
Quote Number: _____	Date: _____
Authorized Representative Name: _____	Authorized Representative Signature: _____

GlobTek, Inc. www.globtek.com 186 Veterans Drive, Northvale, NJ 07647 Tel. (201) 784-1000 Fax (201) 784-0111	Drawing Title: 4 position Power DIN snap and lock connector, color White to 4 position Power DIN snap and lock connector, color White, GT Cable #20 AWG MIN WH: 20 or 18 AWG / 4C Conductors, mm OD, UL2464 or equiv., 80 Deg.C, 300V, , Approvals: , 1000mm, GlobTek White	
	Model No. Low voltage cable	
	Part No./Ordering No. YL44C201M0YL4WH(R)	Rev A1

CUSTOMIZED LENGTHS, COLORS, CABLE TYPES, TERMINATIONS/PLUGS/RECEPTACLES AVAILABLE UPON REQUEST. ADDITIONAL PLUG OPTIONS ARE AVAILABLE AT <https://www.globtek.com/connectors/> STANDARD PLUGS AND CONNECTORS CAN BE SEEN ONLINE AT <https://www.globtek.com/connectors/> ACTUAL CONNECTORS, OVERMOLDS, FERRITES MAY VARY SLIGHTLY FROM THE PICTURE BELOW DIMENSIONS ARE IN MM UNLESS SPECIFIED OTHERWISE

REVISION HISTORY

REV	DESCRIPTION	SUB	DATE	APPROVED
A1	Update pinout on page 8	QA	05/23/2022	QA
A	Initial release	QA	09/02/2020	QA

Cordset Information:

CordsetColor:GlobTek White

Cord Length (mm):1000

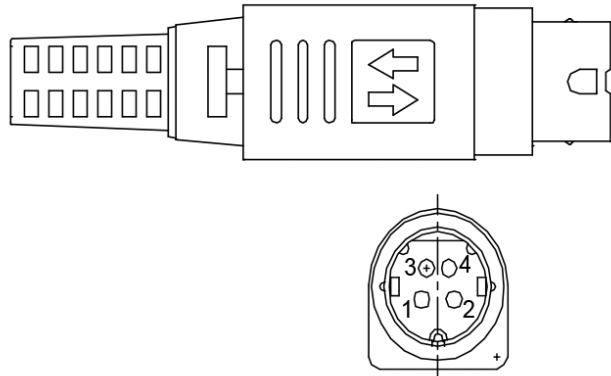
NOTES:

Cord, Plug and Connector must be marked with approval symbols of file number(s)

GlobTek, Inc. www.globtek.com 186 Veterans Drive, Northvale, NJ 07647 Tel. (201) 784-1000 Fax (201) 784-0111	Drawing Title: 4 position Power DIN snap and lock connector, color White to 4 position Power DIN snap and lock connector, color White, GT Cable #20 AWG MIN WH: 20 or 18 AWG / 4C Conductors, mm OD, UL2464 or equiv., 80 Deg.C, 300V, , Approvals: , 1000mm, GlobTek White
	Model No. Low voltage cable
Part No./Ordering No. YL44C201M0YL4WH(R)	Rev A1

CUSTOMIZED LENGTHS, COLORS, CABLE TYPES, TERMINATIONS/PLUGS/RECEPTACLES AVAILABLE UPON REQUEST. ADDITIONAL PLUG OPTIONS ARE AVAILABLE AT <https://www.globtek.com/connectors/> STANDARD PLUGS AND CONNECTORS CAN BE SEEN ONLINE AT <https://www.globtek.com/connectors/> ACTUAL CONNECTORS, OVERMOLDS, FERRITES MAY VARY SLIGHTLY FROM THE PICTURE BELOW DIMENSIONS ARE IN MM UNLESS SPECIFIED OTHERWISE

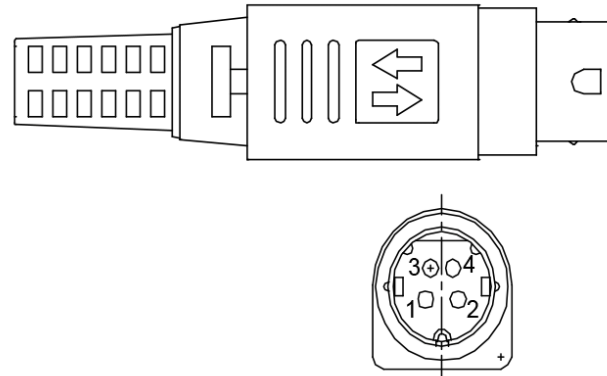
END A



Plug equal to PDP-40, KPPX-4P

Mates with KPJX-CM-4S, KPJX-PM-4S, KPJXHT-4S, KPJX-4S,
 KPJX-PM-4S-S, KPJXHT-4S-S, PD-40VS

END B



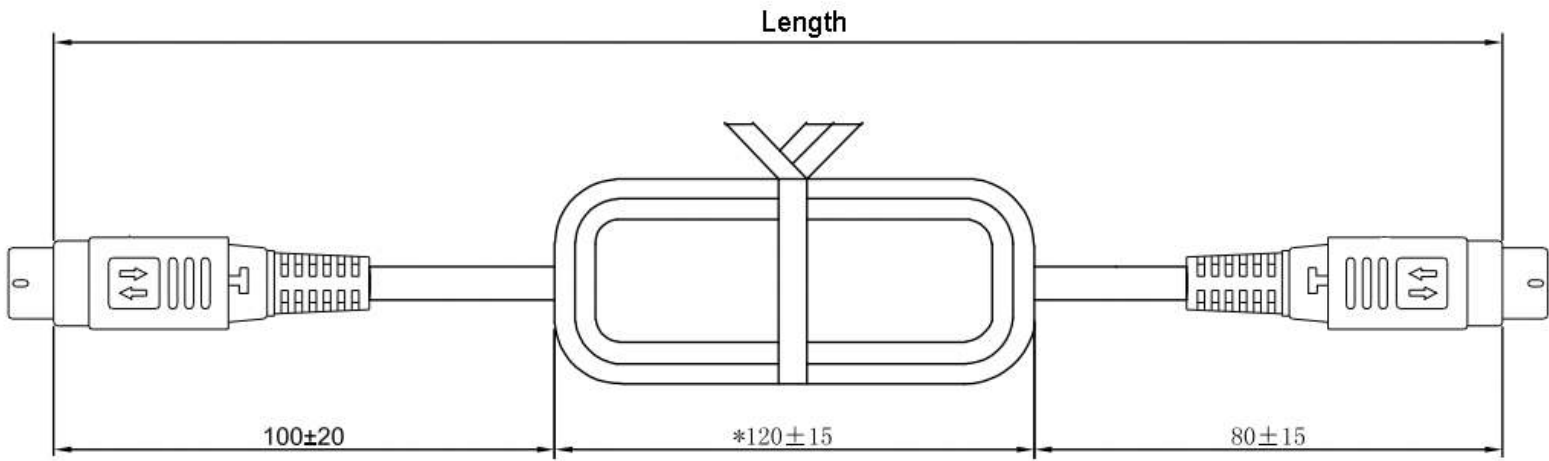
Plug equal to PDP-40, KPPX-4P

Mates with KPJX-CM-4S, KPJX-PM-4S, KPJXHT-4S, KPJX-4S,
 KPJX-PM-4S-S, KPJXHT-4S-S, PD-40VS

GlobTek, Inc. www.globtek.com 186 Veterans Drive, Northvale, NJ 07647 Tel. (201) 784-1000 Fax (201) 784-0111	Drawing Title: 4 position Power DIN snap and lock connector, color White to 4 position Power DIN snap and lock connector, color White, GT Cable #20 AWG MIN WH: 20 or 18 AWG / 4C Conductors, mm OD, UL2464 or equiv., 80 Deg.C, 300V, , Approvals: , 1000mm, GlobTek White
	Model No. Low voltage cable
Part No./Ordering No. YL44C201M0YL4WH(R)	Rev A1

CUSTOMIZED LENGTHS, COLORS, CABLE TYPES, TERMINATIONS/PLUGS/RECEPTACLES AVAILABLE UPON REQUEST. ADDITIONAL PLUG OPTIONS ARE AVAILABLE AT <https://www.globtek.com/connectors/> STANDARD PLUGS AND CONNECTORS CAN BE SEEN ONLINE AT <https://www.globtek.com/connectors/> ACTUAL CONNECTORS, OVERMOLDS, FERRITES MAY VARY SLIGHTLY FROM THE PICTURE BELOW DIMENSIONS ARE IN MM UNLESS SPECIFIED OTHERWISE

CABLE IMAGE



GlobTek, Inc. www.globtek.com 186 Veterans Drive, Northvale, NJ 07647 Tel. (201) 784-1000 Fax (201) 784-0111	Drawing Title: 4 position Power DIN snap and lock connector, color White to 4 position Power DIN snap and lock connector, color White, GT Cable #20 AWG MIN WH: 20 or 18 AWG / 4C Conductors, mm OD, UL2464 or equiv., 80 Deg.C, 300V, , Approvals: , 1000mm, GlobTek White	
	Model No. Low voltage cable	
	Part No./Ordering No. YL44C201M0YL4WH(R)	Rev A1

CUSTOMIZED LENGTHS, COLORS, CABLE TYPES, TERMINATIONS/PLUGS/RECEPTACLES AVAILABLE UPON REQUEST. ADDITIONAL PLUG OPTIONS ARE AVAILABLE AT <https://www.globtek.com/connectors/> STANDARD PLUGS AND CONNECTORS CAN BE SEEN ONLINE AT <https://www.globtek.com/connectors/> ACTUAL CONNECTORS, OVERMOLDS, FERRITES MAY VARY SLIGHTLY FROM THE PICTURE BELOW DIMENSIONS ARE IN MM UNLESS SPECIFIED OTHERWISE

End A Code:YL4W Description:4 position Power DIN snap and lock connector, color White Rating (V):56 Rating (A):7.5 Gender:Male Overmolded:No	Cable Code:20 AWG MIN WH Description:GT Cable #20 AWG MIN WH: 20 or 18 AWG / 4C Conductors, mm OD, UL2464 or equiv., 80 Deg.C, 300V, , Approvals: Color:GlobTek White Wire Gauge(AWG):20 or 18 AWG Cond:4C Type:UL2464 or equiv. Temperature:80° C Amps: Volts:300 OD: ConductorsColors:	End B Code:YL4W Description:4 position Power DIN snap and lock connector, color White Rating (V):56 Rating (A):7.5 Gender:Male Overmolded:No
--	---	--

Overall cable rating:54v/5A per conductor

Plug Approvals	Cable Approvals	Connector Approvals
----------------	-----------------	---------------------



UL/CUL

UL 817
[LINK TO CERT](#)

AGENCY ONLINE DOCUMENTS	http://en.globtek.com/cordsets/
RoHS/RoHS3 Declaration	https://www.globtek.com/pdf/rohs_cert/01t3a000004vpOoAAI
REACH Declaration	https://www.globtek.com/pdf/iso_certificates/REACH.pdf
Conflict Minerals Declaration	https://www.globtek.com/pdf/conflict-minerals.pdf
Prop 65 Statement	https://en.globtek.com/prop-65-statement.pdf

GloTek, Inc. www.globtek.com 186 Veterans Drive, Northvale, NJ 07647 Tel. (201) 784-1000 Fax (201) 784-0111	Drawing Title: 4 position Power DIN snap and lock connector, color White to 4 position Power DIN snap and lock connector, color White, GT Cable #20 AWG MIN WH: 20 or 18 AWG / 4C Conductors, mm OD, UL2464 or equiv., 80 Deg.C, 300V, , Approvals: , 1000mm, GlobTek White	
	Model No. Low voltage cable	
	Part No./Ordering No. YL44C201M0YL4WH(R)	Rev A1

CUSTOMIZED LENGTHS, COLORS, CABLE TYPES, TERMINATIONS/PLUGS/RECEPTACLES AVAILABLE UPON REQUEST. ADDITIONAL PLUG OPTIONS ARE AVAILABLE AT <https://www.globtek.com/connectors/> STANDARD PLUGS AND CONNECTORS CAN BE SEEN ONLINE AT <https://www.globtek.com/connectors/> ACTUAL CONNECTORS, OVERMOLDS, FERRITES MAY VARY SLIGHTLY FROM THE PICTURE BELOW DIMENSIONS ARE IN MM UNLESS SPECIFIED OTHERWISE

CE.UKCA.Cord https://globtek.secure.force.com/spec/ec_decl_product_model_family_incl_cord?id=01t3a000004vpOo IPXY rating is based on 3rd party testing and customers should check suitability and test system level IPXY rating before ordering.
--

PROPRIETARY INFORMATION

PROPRIETARY OF GLOBTEK, INC. ANY REPRODUCTION, DISCLOSURE OR USE OF THIS DRAWING, IN WHOLE OR IN PART, IS HEREBY PROHIBITED EXCEPT AS SPECIFIED IN WRITING BY GLOBTEK, INC. © GlobTek, Inc. 2020 - 2023

quest /10/07/2023 7:15:57 PM CLONED FROM YL44C201M0YL4(R)

GlobTek, Inc. www.globtek.com 186 Veterans Drive, Northvale, NJ 07647 Tel. (201) 784-1000 Fax (201) 784-0111	Drawing Title: 4 position Power DIN snap and lock connector, color White to 4 position Power DIN snap and lock connector, color White, GT Cable #20 AWG MIN WH: 20 or 18 AWG / 4C Conductors, mm OD, UL2464 or equiv., 80 Deg.C, 300V, , Approvals: , 1000mm, GlobTek White	
	Model No. Low voltage cable	
Part No./Ordering No. YL44C201M0YL4WH(R)		Rev A1

CUSTOMIZED LENGTHS, COLORS, CABLE TYPES, TERMINATIONS/PLUGS/RECEPTACLES AVAILABLE UPON REQUEST. ADDITIONAL PLUG OPTIONS ARE AVAILABLE AT <https://www.globtek.com/connectors/> STANDARD PLUGS AND CONNECTORS CAN BE SEEN ONLINE AT <https://www.globtek.com/connectors/> ACTUAL CONNECTORS, OVERMOLDS, FERRITES MAY VARY SLIGHTLY FROM THE PICTURE BELOW DIMENSIONS ARE IN MM UNLESS SPECIFIED OTHERWISE

Hanking: Bulk
Description: Bulk Packed
Image:
N/A

Notes/Modifications/Customizations (notes in this section supersede the values shown in the standard spec):

Cord, Plug and Connector must be marked with approval symbols of file number(s)

Pin connections:

Pin 1 --- Pin 1
Pin 2 --- Pin 2
Pin 3 --- Pin 3
Pin 4 --- Pin 4