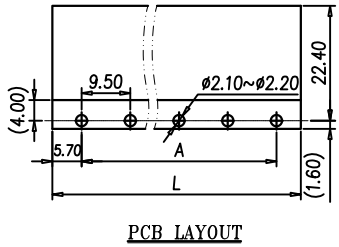
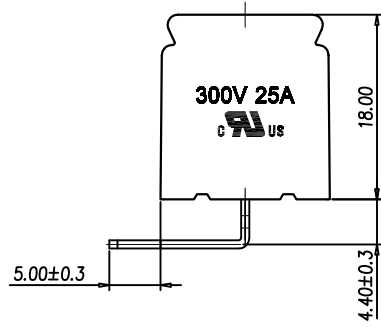
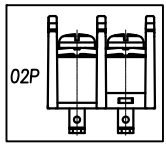
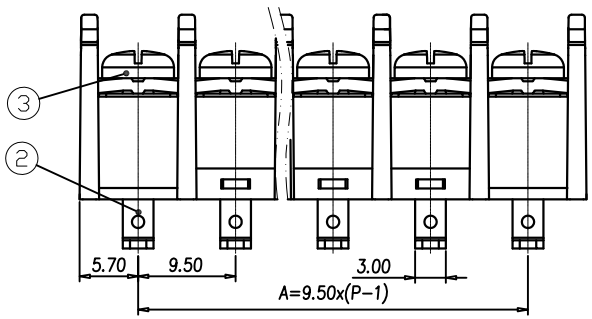
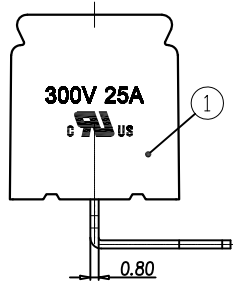
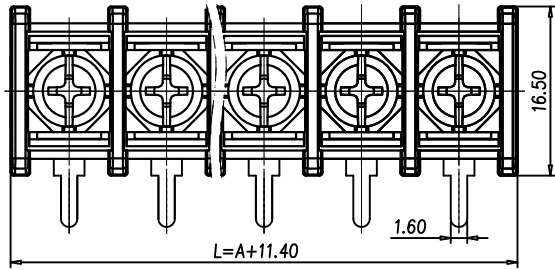


Transfer or duplication of this document as well as the utilisation or communication of its content are not permitted unless express consent is granted. Violations give rise to claims for damages. All rights reserved in case of patent, utility model or design patent registrations.



PCB LAYOUT



Technical Data:

Electrical

- Pitch: 9.5mm
- Voltage rating: 300 V
- Current rating: 25 Amps
- Contact resistance: 5mΩ(max)
- Withstanding Voltage: 2500VAC(1min) Test time=60sec/1pcs
- Wire range: 10-22 AWG
- Strip length: 9-10mm
- Insulation Resistance: 500MΩ or more at DC500V

Mechanical:

- Torque: 0.8~1.0Nm
- Operating temperature: -40°C to +105°C
- Soldering temperature: Temperature= 250°C±10°C /5 seconds max
- Safety approval :
- RoHS Compliance

Part No.:
OSTYK513XX030

- No. of Poles
- 02 2 Poles
 - 03 3 Poles
 -
 - 24 24 Poles

3	Screw	Steel / M3.5	Ni plated	1xN
2	Terminal	Copper Alloy	Tin plated	1xN
1	Body	PA66	UL94V-0	1
ITEM	NAME OF PART	MATERIAL	NOTES	Q'TY
DWG.	DATE	UNITS: MM	SHEET: 1 OF 1	Tolerance
CHK.	DATE	SCALE: NONE 2:1 (:)	REV.: A	X. ±0.50
APP.	DATE	TITLE: OSTYK-513 SERIES 9.5MM WITHOUT FLANGE & WITHOUT COVER		X.X ±0.30
		PART NO. OSTYK513XX030		X* ±0.10
		DWG NO. OSTYK513XX030.DWG		⊕

REV	△	SIGN	DESCRIPTION	CHK.	DATE



ON-SHORE TECHNOLOGY, INC.