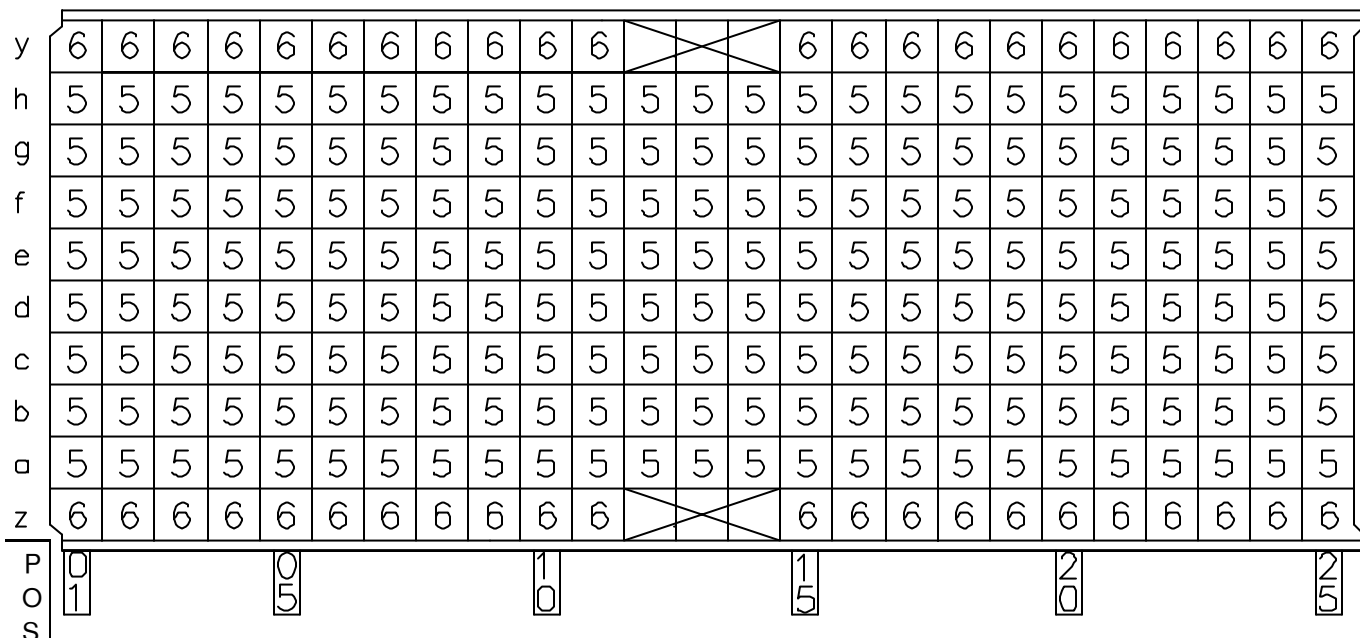
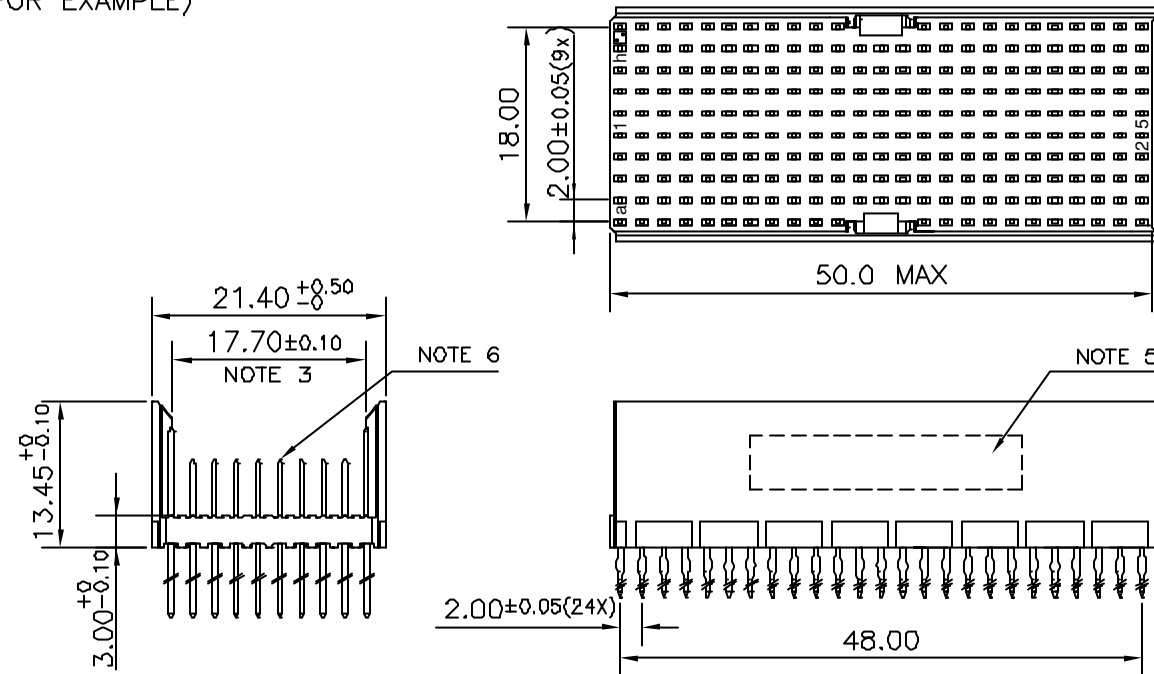


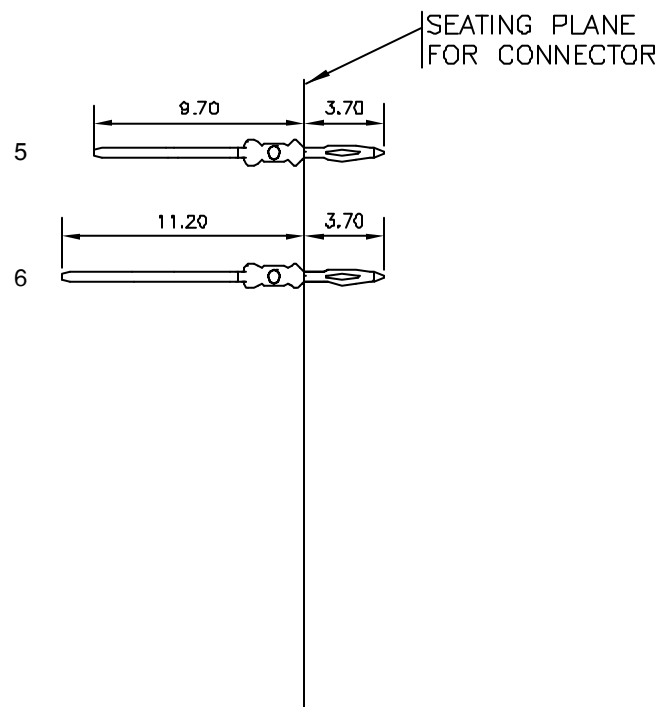
LOADING PATTERN MATING SIDE



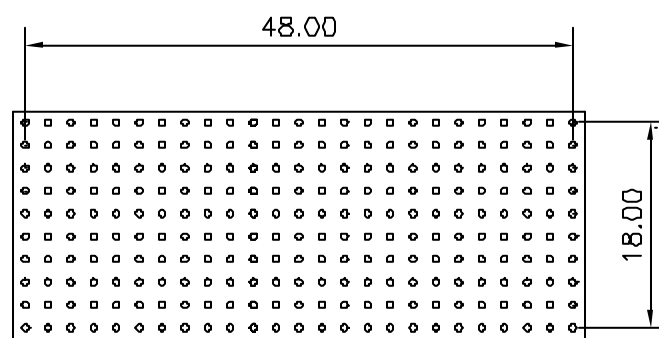
LOADED CONNECTOR ASSEMBLY (FOR EXAMPLE)



CONTACT OVERVIEW



LAY-OUT P.C.B.-HOLE



HM2P95PDE121 LEAD FREE INDICATOR : LF = LEAD FREE (DIGIT 15 & 16)

PLATING CODE (DIGIT 13 AND 14)  
(REF DRW NO. BS,C , 201844 , 003)

NOTES

- THIS PRODUCT IS CSA APPROVED.
  - THIS PRODUCT IS UL RECOGNIZED.
  - MEASURED AT THE BOTTOM.
  - MATERIAL CONTACT: PHOSPHORBRONZE  
HOUSING: CREAM WHITE GLASS FILLED POLYESTER UL-94V0
  - CONNECTOR PRINTED WITH P/N AND DATE CODE.
  - FOR ACTUAL CONTACT LOADINGS, SEE LOADING PATTERN MATING SIDE.
  - SHAPE OF CONNECTOR HOUSING CAN ALTER DEPENDING ON PRODUCTION LOCATION
  - THE PRODUCT (LF) MEETS EUROPEAN UNION DIRECTIVES AND OTHER COUNTRY REGULATIONS AS DESCRIBED IN GS-22-008
  - FOR RECOMMENDED PTH DIMENSIONS REFER DRAWING : BS, A , 201572 , 001
- CATALOG NO: HM2P95PDE121- ---

mat'l. code SEE NOTE 4		surface ISO 1302 <input checked="" type="checkbox"/>	tolerance ISO 406 ISO 1101	projection 	product family MLLIPACS
ltr	ecn no	dr	date	tolerances unless otherwise specified	title
A	106-0027	MINI	2006-03-10	angles linear .00±0.2	MPACS 8+2R STR HDR PF CONN TYPE DE
B	106-0141	MINI	2006-08-08	0°±1° .000±.00X	
		dr	MINI K VANDANATH	2006-03-10	dwg no sheet 1 of 1 size BS, C ,203028, 688 type Product Customer Drawing
		engr	BIJU K PAUL	2006-03-10	
		chr	BIJU K PAUL	2006-08-08	
		appd	BIJU K PAUL	2006-08-08	
sheet index	revision sheet	B	1		