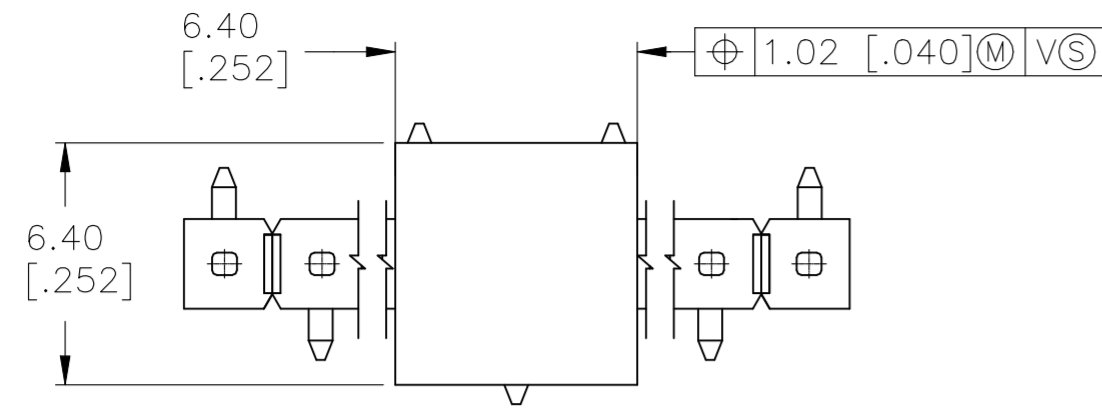
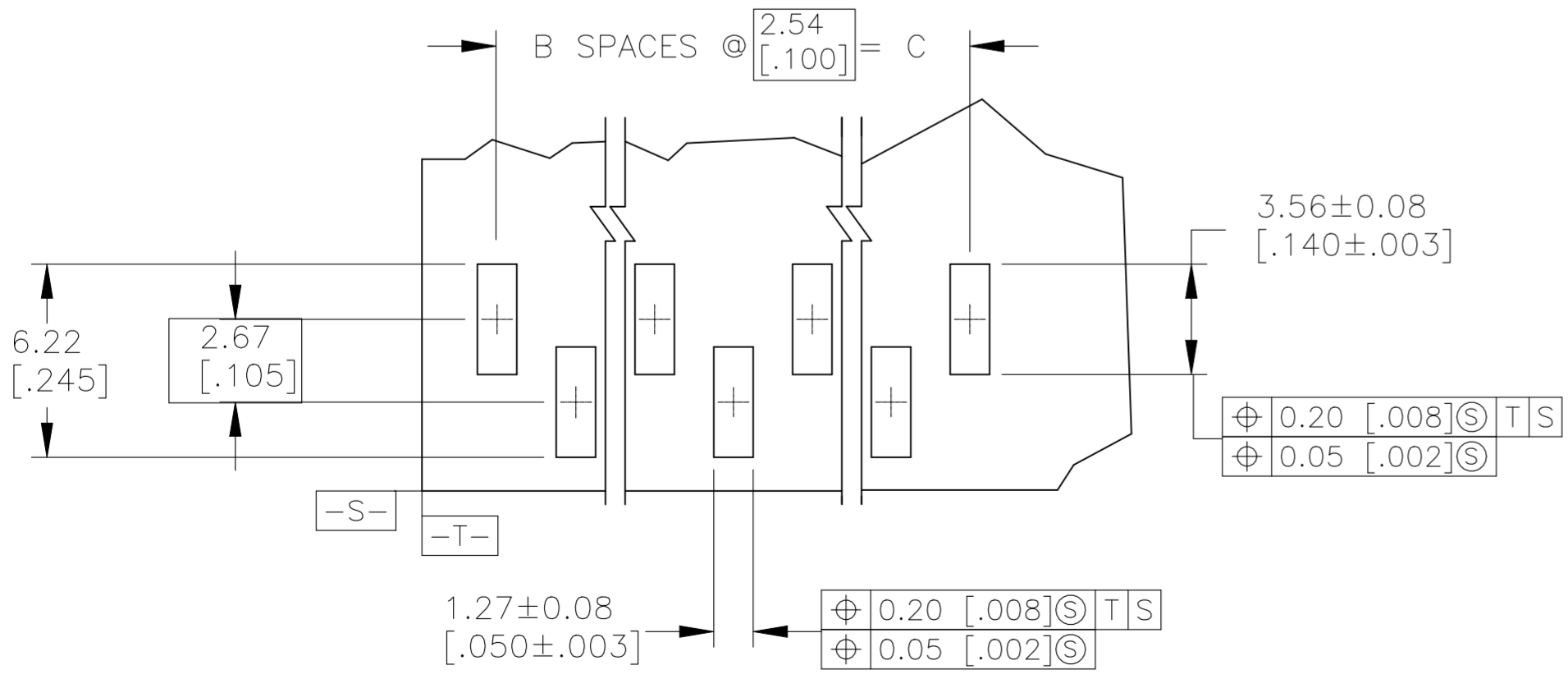
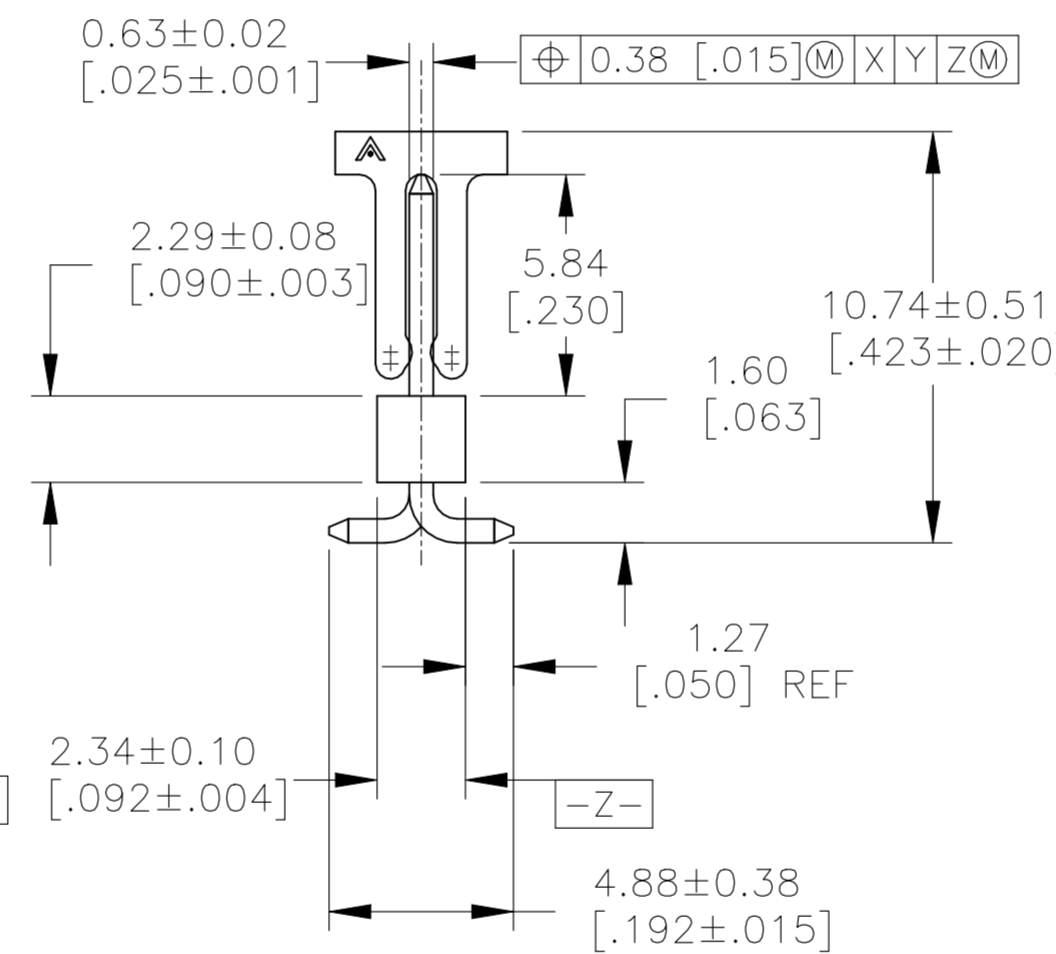
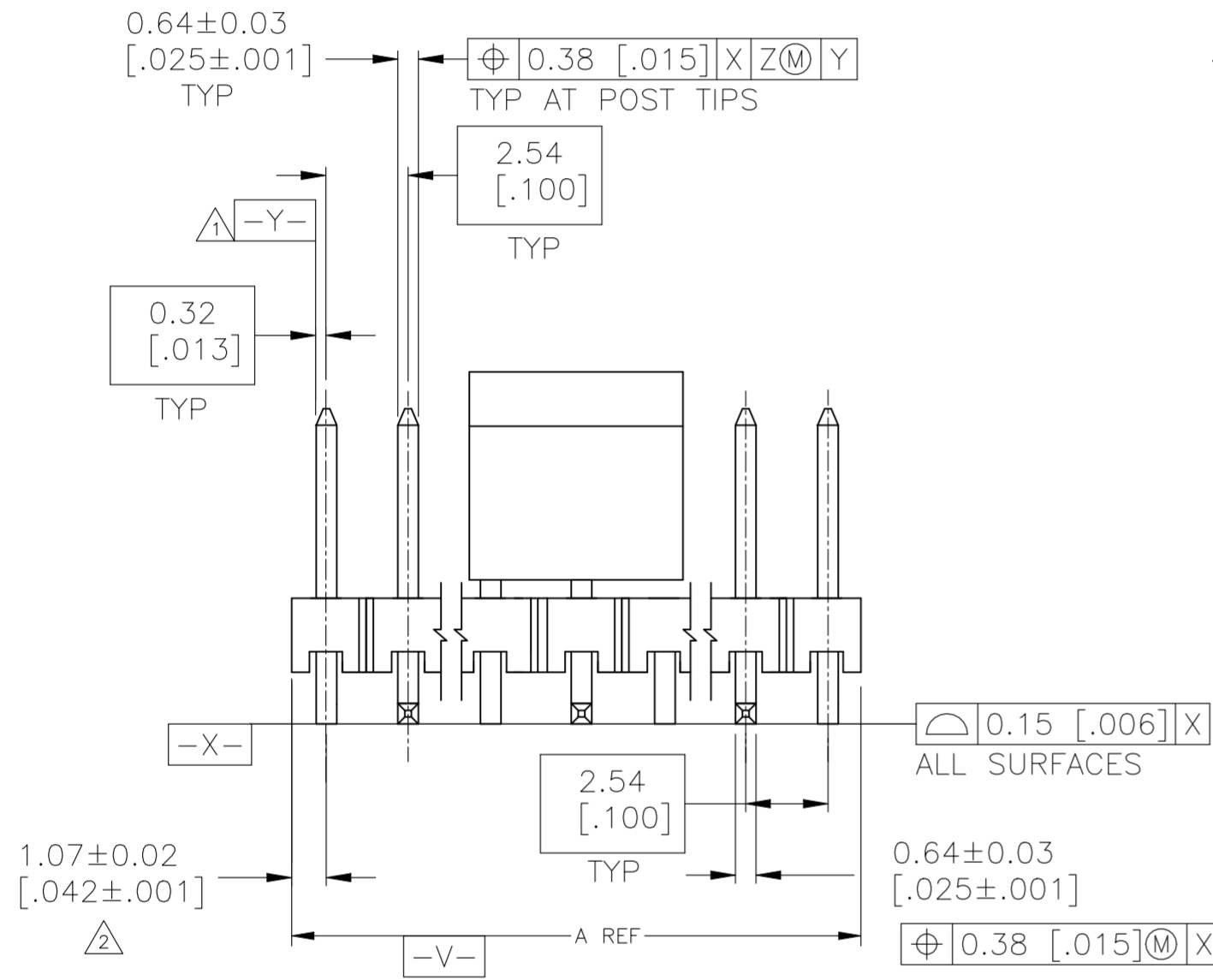


REVISIONS					
P	LTR	DESCRIPTION	DATE	DWN	APVD
M1		REVISED PER ECR-23-167167	13MAR2023	BB	MF



- 1 SHALL BE THE INTERSECTION OF THE POST AND HOUSING
- 2 THE NOTED DIMENSIONS APPLY AT THE INTERSECTION OF THE POST AND THE HOUSING.
- 3 0.00254[.000100]-0.00508[.000200] MATTE TIN-LEAD OVER 0.00127[.000050] NICKEL ENTIRE POST.
- 4 HOUSING: LCP, COLOR-BLACK.
POST: COPPER ALLOY.
PICK AND PLACE CAP: PPA, COLOR-BLACK.
- 5 PACKAGED IN TAPE AND REEL PER EIA-481 SPECIFICATIONS.
SEE TABLE FOR TAPE WIDTHS.
- 6 PRELIMINARY PART NUMBER - NOT RELEASED FOR PRODUCTION
- 7 0.00254[.000100]-0.00508[.000200] MATTE TIN OVER 0.00127[.000050] NICKEL ENTIRE POST.



RECOMMENDED PCB LAYOUT
FOR USE WITH 0.20[.008] THICK STENCIL

PLATING	TAPE WIDTH	C	B	A	NO OF POSN	PART NUMBER	
6	7	56MM	35.56 [1.400]	14	37.69 [1.484]	15	6-147291-3
6	7	56MM	33.02 [1.300]	13	35.15 [1.384]	14	6-147291-2
6	7	56MM	30.48 [1.200]	12	32.61 [1.284]	13	6-147291-1
6	7	56MM	25.4 [1.000]	10	27.53 [1.084]	11	6-147291-0
6	7	56MM	22.86 [0.900]	9	24.99 [0.984]	10	5-147291-9
6	7	32MM	10.16 [0.400]	4	12.29 [0.484]	5	5-147291-8
6	7	32MM	12.70 [0.500]	5	14.83 [0.584]	6	5-147291-7
6	7	24MM	7.26 [0.300]	3	9.75 [0.384]	4	5-147291-6
7	7	24MM	5.08 [0.200]	2	7.21 [0.284]	3	5-147291-5
7	7	56MM	27.94 [1.100]	11	30.07 [1.184]	12	5-147291-4
6	7	44MM	20.32 [0.800]	8	22.45 [0.884]	9	5-147291-3
6	7	44MM	17.78 [0.700]	7	19.91 [0.784]	8	5-147291-2
7	7	44MM	15.24 [0.600]	6	17.37 [0.684]	7	5-147291-1
6	3	24MM	7.26 [0.300]	3	9.75 [0.384]	4	147291-6
6	3	24MM	5.08 [0.200]	2	7.21 [0.284]	3	147291-5
OBSOLETE	3	56MM	27.94 [1.100]	11	30.07 [1.184]	12	147291-4
6	3	56MM	22.58 [0.900]	9	27.53 [1.084]	10	147291-3
6	3	44MM	17.78 [0.700]	7	19.91 [0.784]	8	147291-2
OBSOLETE	3	44MM	15.24 [0.600]	6	17.37 [0.684]	7	147291-1

THIS DRAWING IS A CONTROLLED DOCUMENT.

DWN: B. HAYMAKER 14JUN99
CHK: J. GESFORD 14JUN99
APVD: J. GESFORD 14JUN99

TE Connectivity

SMT HDR ASSY, MOD II, BRKAWAY, VT,
SNGL ROW, .100X.100 CL, .025SQ POST, PNP CAP

SIZE: A2 CAGE CODE: - DRAWING NO: 147291 RESTRICTED TO: -
SCALE: 5:1 SHEET: 1 OF 1 REV: M1

MATERIAL: 4 FINISH: SEE TABLE WEIGHT: -

DIMENSIONS: mm [INCHES] TOLERANCES UNLESS OTHERWISE SPECIFIED:
0 PLC ± -
1 PLC ± -
2 PLC ± -
3 PLC ± 0.13 [.005]
4 PLC ± -
ANGLES ± -

PRODUCT SPEC: - APPLICATION SPEC: -

CUSTOMER DRAWING