

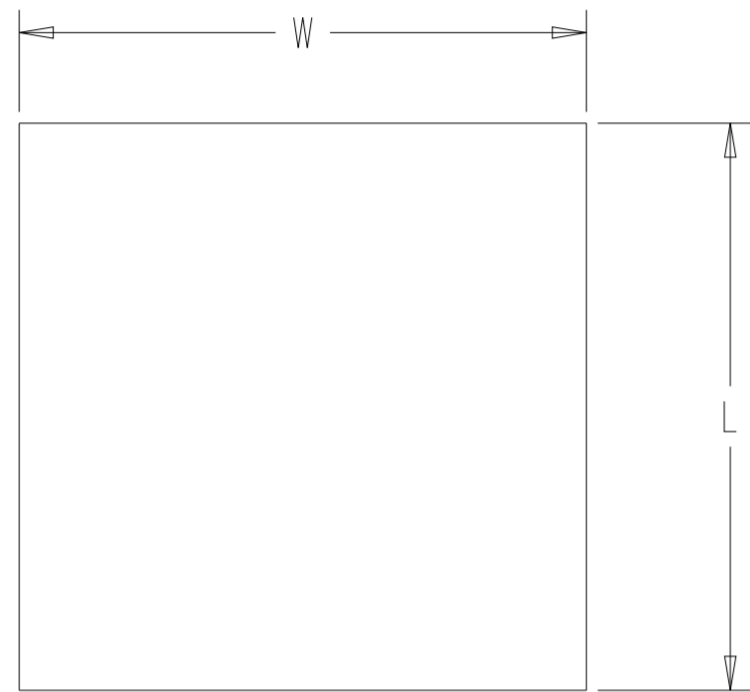


GENERAL TOLERANCES:
 0 TO 2mm = ±0.15mm
 2.1mm AND ABOVE = ±0.25mm
 LINEAR = ±0.8mm

MATERIAL SPECIFIC DATA TABLE

	SNG	SSA	FNG	FSA
RECOMMENDED OPERATING TEMPERATURE RANGE (°C)	-55 to 160	-55 to 160	-55 to 160	-55 to 160
SPECIFIC GRAVITY ± 13%	2.000	2.000	2.200	2.000
SHORE A HARDNESS ± 7	65	65	65	70
MAXIMUM VOLUME RESISTIVITY (Ω.CM)	0.05	0.008	0.05	0.012

REVISIONS				
P	LTR	DESCRIPTION	DATE	APVD
	A	NEW DRAWING	16MAY2022	BDA DH
	AI	ADDED NEW PART NUMBERS	04JUL2022	BDA DH



ISOMETRIC VIEW (NTS)

LIGHT GREEN	1.6	50	50	1210-FSA-0016-S	FLUROSILICONE SILVER ALUMINIUM	2421697-1
LIGHT GREEN	1.2	50	50	1210-FSA-0012-S	FLUROSILICONE SILVER ALUMINIUM	2421696-1
LIGHT GREEN	0.8	50	50	1210-FSA-0008-S	FLUROSILICONE SILVER ALUMINIUM	2421695-1
DARK GREEN	1.6	50	50	1210-FNG-0016-S	FLUROSILICONE NICKEL GRAPHITE	2421694-1
DARK GREEN	1.2	50	50	1210-FNG-0012-S	FLUROSILICONE NICKEL GRAPHITE	2421693-1
DARK GREEN	0.8	50	50	1210-FNG-0008-S	FLUROSILICONE NICKEL GRAPHITE	2421692-1
BEIGE	1.6	50	50	1210-SSA-0016-S	SILICONE SILVER ALUMINIUM	2421691-1
BEIGE	1.2	50	50	1210-SSA-0012-S	SILICONE SILVER ALUMINIUM	2421690-1
BEIGE	0.8	50	50	1210-SSA-0008-S	SILICONE SILVER ALUMINIUM	2421689-1
DARK GREY	1.6	50	50	1210-SNG-0016-S	SILICONE NICKEL GRAPHITE	2421688-1
DARK GREY	1.2	50	50	1210-SNG-0012-S	SILICONE NICKEL GRAPHITE	2421687-1
DARK GREY	0.8	50	50	1210-SNG-0008-S	SILICONE NICKEL GRAPHITE	2421686-1
LIGHT GREEN	1.6	150	150	1210-FSA-0016	FLUROSILICONE SILVER ALUMINIUM	2418136-1
LIGHT GREEN	1.2	150	150	1210-FSA-0012	FLUROSILICONE SILVER ALUMINIUM	2418226-1
LIGHT GREEN	0.8	150	150	1210-FSA-0008	FLUROSILICONE SILVER ALUMINIUM	2418225-1
DARK GREEN	1.6	150	150	1210-FNG-0016	FLUROSILICONE NICKEL GRAPHITE	2418224-1
DARK GREEN	1.2	150	150	1210-FNG-0012	FLUROSILICONE NICKEL GRAPHITE	2418223-1
DARK GREEN	0.8	150	150	1210-FNG-0008	FLUROSILICONE NICKEL GRAPHITE	2418222-1
BEIGE	1.6	150	150	1210-SSA-0016	SILICONE SILVER ALUMINIUM	2418203-1
BEIGE	1.2	150	150	1210-SSA-0012	SILICONE SILVER ALUMINIUM	2418202-1
BEIGE	0.8	150	150	1210-SSA-0008	SILICONE SILVER ALUMINIUM	2418201-1
DARK GREY	1.6	150	150	1210-SNG-0016	SILICONE NICKEL GRAPHITE	2418200-1
DARK GREY	1.2	150	150	1210-SNG-0012	SILICONE NICKEL GRAPHITE	2418105-1
DARK GREY	0.8	150	150	1210-SNG-0008	SILICONE NICKEL GRAPHITE	2418199-1
COLOUR	T	W	L	ALIAS PART NUMBER	MATERIAL	PART NUMBER

THIS DRAWING IS A CONTROLLED DOCUMENT.

DWN	16MAY2022	TE Connectivity
CHK	16MAY2022	
APVD	16MAY2022	
NAME	D. HEMMINGS	
DIMENSIONS: mm TOLERANCES UNLESS OTHERWISE SPECIFIED: 0 PLC ± 1 PLC ± 2 PLC ± 3 PLC ± 4 PLC ± ANGLES ± FINISH -		PRODUCT SPEC APPLICATION SPEC WEIGHT CUSTOMER DRAWING
MATERIAL SEE TABLE		SIZE A2 CAGE CODE 00779 DRAWING NO. 1210-ECE-SHEET RESTRICTED TO SCALE 1:2 SHEET 1 OF 1 REV AI