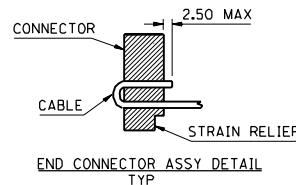
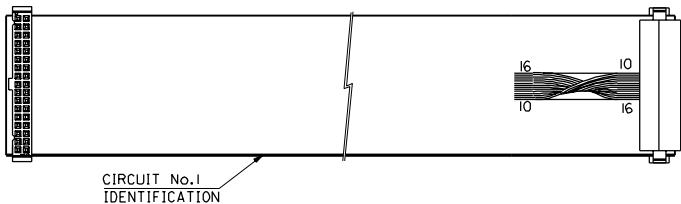
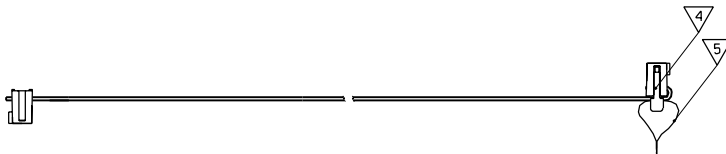
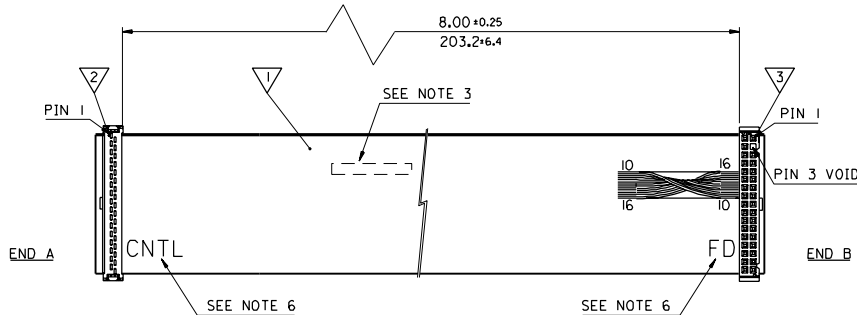


WIRING DIAGRAM

END A CKT No.	END B CKT No.	END A CKT No.	END B CKT No.
1	1	18	18
2	2	19	19
3	3	20	20
4	4	21	21
5	5	22	22
6	6	23	23
7	7	24	24
8	8	25	25
9	9	26	26
10	16	27	27
11	15	28	28
12	14	29	29
13	13	30	30
14	12	31	31
15	11	32	32
16	10	33	33
17	17	34	34

PART NO. 92301-0232
 DWG. NO. SD-92301-430



ITEM	COMPONENT	DESCRIPTION	QTY	NOTE
▽	99026-0035	34 CKT RIBBON CABLE 28 AWG	1	2,3,4,6,7
▽	90635-1341	OF50 34 CKT CONNECTOR	1	1,4
▽	90635-9019	OF50 34 CKT CONNECTOR, CKT 3 VOID	1	1,4
▽	90170-0034	STRAIN RELIEF FOR OF50 CONNECTOR	1	1
▽		PULL TAB 34	1	

NOTES:

- SEE PRODUCT SPECIFICATION PS-99020-0015.
- SEE CABLE SPECIFICATION ES-99027-0006.
- PRINT DELL P/N AND REVISION *515GR-A01-00* APPROXIMATELY WHERE SHOWN, AND "EL TEST OK" AFTER ELECTRICAL TESTING. TEXT HEIGHT 3.0mm.
- HARNESS TO BE 100% ELECTRICALLY TESTED
- ATTACH UL LABEL TO EVERY BOX
- PRINT "CNTL" & "FD" APPROXIMATELY WHERE SHOWN. TEXT HEIGHT 6.4mm.
- PRINTED TEXT MAY BE ROTATED 90°.

ORIGINAL RELEASE EC No. 2001-0618 DRAWN: MCM 00/1/27 CHK: / / / APPR: / / / REV A	QUALITY SYMBOLS MAJOR CRITICAL C	GENERAL TOLERANCES: (UNLESS SPECIFIED)		SCALE 1:1 DESIGN UNITS mm INCH	DRAWN BY & DATE D.MCN 00/11/27	DIMENSIONS: <input type="checkbox"/> mm <input checked="" type="checkbox"/> INCH <input type="checkbox"/> mm <input type="checkbox"/> INCH ONLY	SHT REV	
		4 PLACES ±0. ±. 3 PLACES ±0. ±. 2 PLACES ±0. ±. 1 PLACE ±0. ±. ANGULAR: ± 1/2°		CHECKED BY & DATE D.RYAN 00/11/27	APPROVED BY & DATE MWILHITE 00/11/27	TITLE: 34CKT RIBBON CABLE ASSEMBLY	REVISE ON CAD ONLY	
DRAFT WHERE APPLICABLE MUST REMAIN WITHIN DIMENSIONS					CAD FILENAME	MATERIAL NO. 92301-0232	DRAWING NO. SD-92301-430	SHEET NO. 1 OF 1 SIZE C

THIS DRAWING CONTAINS INFORMATION THAT IS PROPRIETARY TO MOLEX INCORPORATED AND SHOULD NOT BE USED WITHOUT WRITTEN PERMISSION.