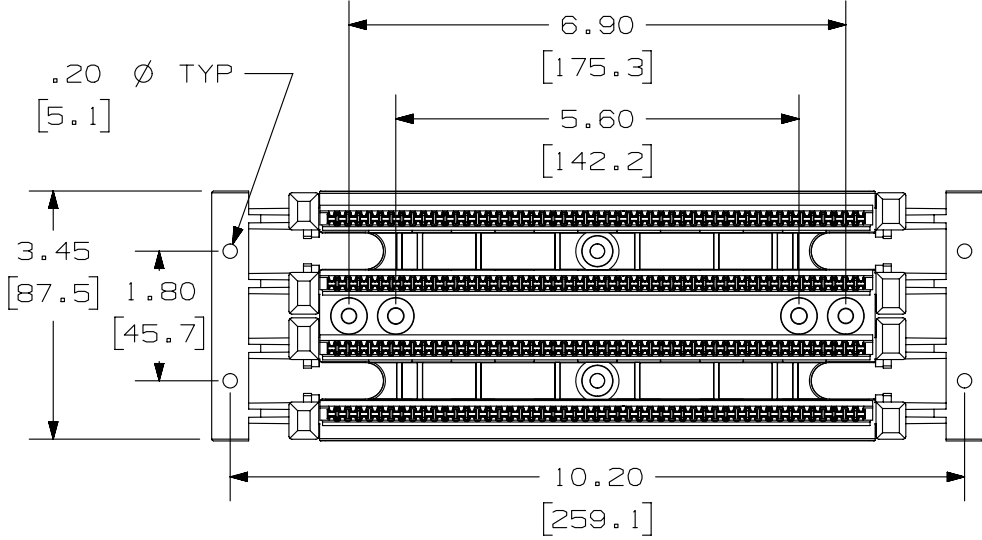


THIS COPY IS PROVIDED ON A RESTRICTED BASIS AND IS NOT TO BE USED IN ANY WAY DETRIMENTAL TO THE INTERESTS OF PANDUIT CORP.

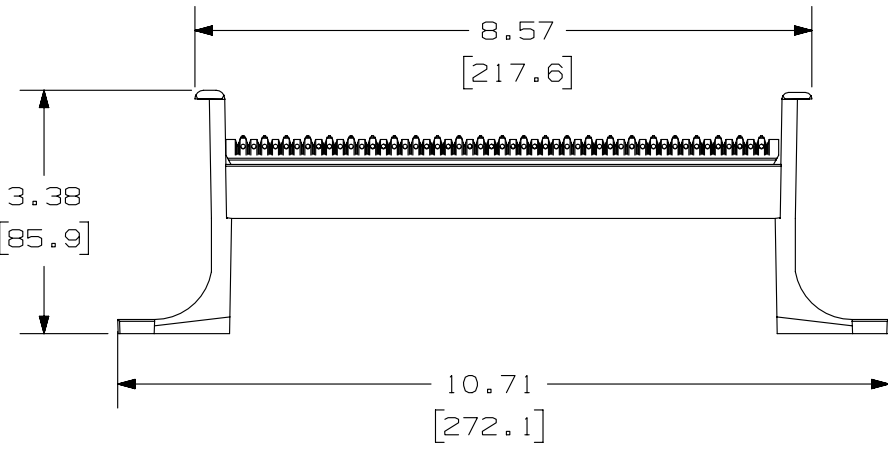
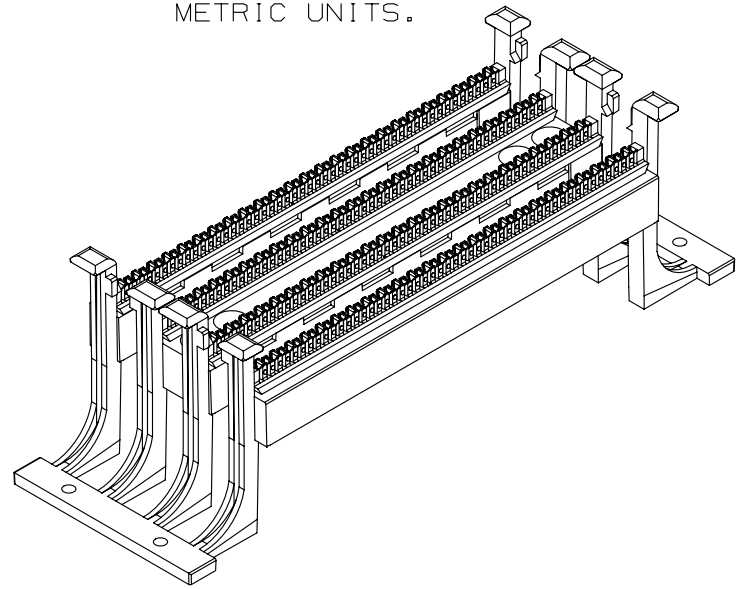
2

1



PANDUIT PART NO.	WEIGHT
P110BW100-X	.53 LB/EACH 240 g/EACH

- NOTE:
1. DIMENSIONS ARE NOMINAL UNLESS OTHERWISE SPECIFIED.
  2. TOOTH GEOMETRY IN WIRE SEPARATOR SIMPLIFIED FOR DRWG CLARITY.
  3. WIRE SEPARATOR MARKED ACCORDING TO 25-PAIR TIP COLOR SCHEME.
  4. DIMENSIONS IN [ ] ARE IN METRIC UNITS.



PART NUMBER		P110BW100-X	
TITLE			
110 PUNCHDOWN SYSTEM 100 PAIR BASE WITH LEGS			
CUSTOMER DRAWING			
ITEM REVISION NAME		M00142CH/00	
DATASET FILE NAME		M00142CH_DC36/00B	
UNLESS OTHERWISE SPECIFIED, DIMENSIONAL TOLERANCES ARE: IN [ mm ]		MATERIAL:	
.x ± .xxx ± .010 [ .3 ]		POLYCARBONATE	
.xx ± .03 [ .8 ]		DRAWING NUMBER:	
ANGLES ±		00142-36	
THIRD ANGLE PROJECTION		SHT 1 OF 1	
DRAWN BY	DATE	CHK	SCALE
JSP	11-22-99	CEF	NONE
REV	DATE	BY	CHK
1	5-27-14	MDJR	REFR
R	11-22-99	JSP	CEF

REV	DATE	BY	CHK	APR	DESCRIPTION	ECN
1	5-27-14	MDJR	REFR	MMR	A. UPDATED TITLE BLOCK.	00142-36
R	11-22-99	JSP	CEF	CEF	RELEASED TO PRODUCTION	00142-36

2

1

D10100DA/14