

6

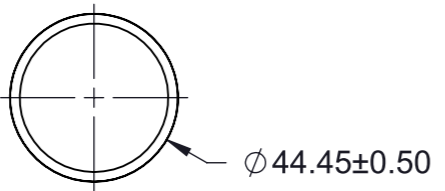
5

4

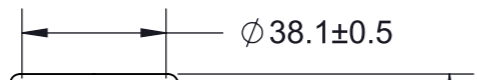
3

2

1



VENTED CAP FOR
INVERTED MOUNTING

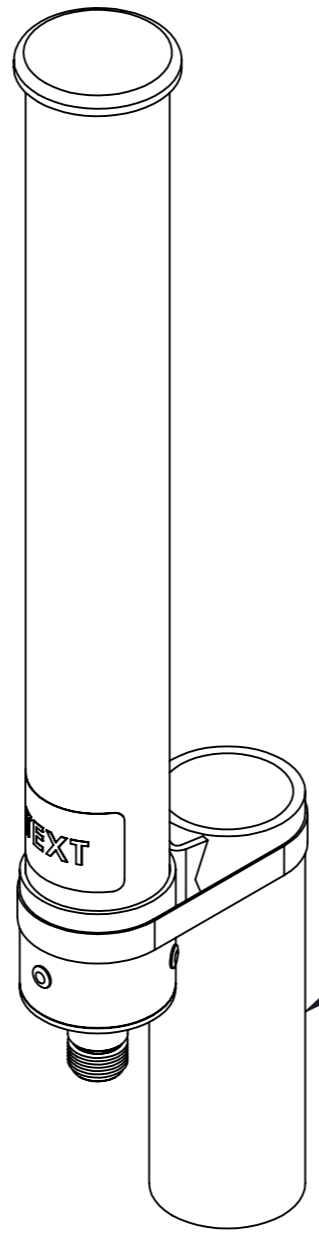


328.5±2.5

TEXT

2X DRAIN
SLOT

TYPE-N FEMALE CONNECTOR



MAST SHOWN FOR
REFERENCE ONLY

REVISIONS					
REV.	ECR#	ZONE	DESCRIPTION	CHANGED BY/DATE	APPROVED BY/DATE
AA			INITIAL RELEASE	S.J. 4/18/11	S.J. 4/18/11

Parameter	Performance
Model Number	OC24006H-FNF
Frequency	2400-2500MHz
Gain	6dBi
Polarization	Linear, Horizontal
VSWR	2.0:1
E-Plane 3dB Beamwidth	Omnidirectional
H-Plane 3dB Beamwidth	25°
RF Connector	Type N, Male, Fixed, Tri-Metal
Power	10 Watts
Weight	0.26kg
Radome	Polycarbonate, UV, White
Operational Temperature	-30°C to +70°C
Storage Temperature	-40°C to +85°C
Mounting	Connector Fixed or Mast Mount Kit, Upright and Inverted Orientation

MATERIAL: N/A		THIRD ANGLE PROJECTION 	
FINISH: N/A			
APPROVALS		DO NOT SCALE DRAWING	
DRAWN BY	S. JOHNSON	DATE	4/18/11
PROJ. ENG.	T. PETROPOULOS	DATE	4/18/11
APPL. MECH.	K. SEARL	DATE	4/18/11
MFG.	B. THATCHER	DATE	4/18/11

INTERPRET DIMENSIONING AND TOLERANCING IN ACCORDANCE WITH ASME Y14.5M-2009

TOLERANCES UNLESS OTHERWISE SPECIFIED

DIMENSIONS ARE IN MILLIMETERS

ANGLE: ±30'
0 PLACE DECIMAL: ±0.5
1 PLACE DECIMAL: ±0.25
2 PLACE DECIMAL: ±0.13

SURFACE ROUGHNESS 1.6/√



TITLE:			OC24006H-FNF		
SIZE	DWG. NO.	REV			
A3	OC24006H-FNFM0	AA			
SCALE: 1:2	PREVIOUS#	SHEET 1 OF 1			

THIS DRAWING IS UNPUBLISHED. RELEASED FOR PUBLICATION - , -
© Copyright 2022 TE Connectivity Ltd. ALL RIGHTS RESERVED.

6

5

4

3

2

1