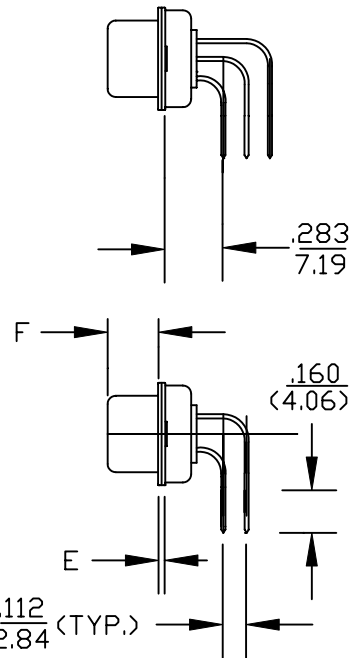
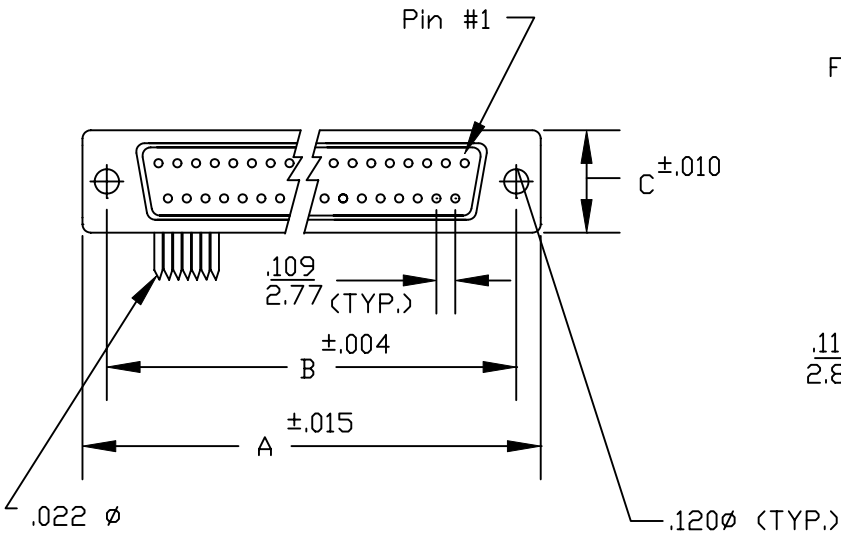
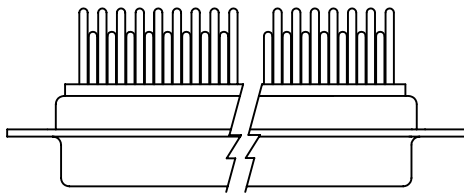
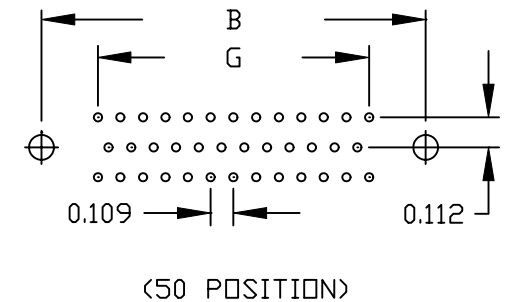
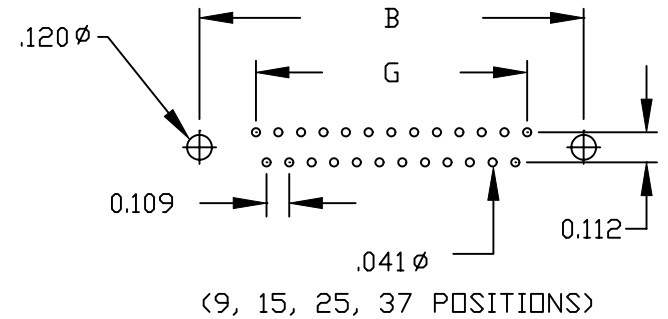


DESCRIPTION: R/A .283 FOOTPRINT MACHINED- FEMALE



	A	B	C	E	F	G
9	1.213 30.81	.984 24.99	.494 12.55	.030 0.76	.243 6.17	0.436 11.07
15	1.541 39.14	1.312 33.32	.494 12.55	.030 0.76	.243 6.17	0.763 19.38
25	2.088 53.04	1.852 47.04	.494 12.55	.030 0.76	.243 6.17	1.308 33.22
37	2.729 69.32	2.500 63.50	.494 12.55	.030 0.76	.243 6.17	1.962 49.83
50	2.635 69.32	2.406 61.11	.605 15.37	.030 0.76	.243 6.17	1.744 44.32



- 173-XXX-X12RXX1
- Series _____
 - Position _____
 - Gender _____
 - 1 = Male
 - 2 = Female
 - PC Mount _____
 - Shell Plating _____
 - 2 = Tin (Ground Indents)
 - Hardware Options _____
 - 00 = No Hardware
 - 24 = Short Bracket with 4-40 Screw
 - 14 = Short Bracket with 4-40 Screw Lock
 - Plating _____
 - 1 = Gold Flash
 - 2 = 30 Micro-inch Gold

SPECIFICATIONS:

MATERIALS:

- SHELL: STEEL, TIN PLATED
- INSULATOR: UL 94V-0 RATED BEIGE PBTP
- 260°C PROCESS TEMP.
- CONTACTS: BRASS
- RoHS COMPLIANT

ELECTRICALS:

- CURRENT RATING: 5 AMPS
- CONTACT RESISTANCE: 15 mOHMS MAX
- INSULATOR RESISTANCE: 1000 MOHMS MIN
- VOLTAGE: 500V AC FOR 1 MINUTE
- TEMPERATURE: -50°C TO +100°C



THESE DRAWINGS AND SPECIFICATIONS ARE THE PROPERTY OF NorComp AND SHALL NOT BE REPRODUCED, COPIED OR USED AS THE BASIS FOR THE MANUFACTURE OF SALE OF APPARATUS WITHOUT WRITTEN PERMISSION.

DRAWN: WAYNE ROBBINS DATE: 9-16-05

CHECKED: DATE:

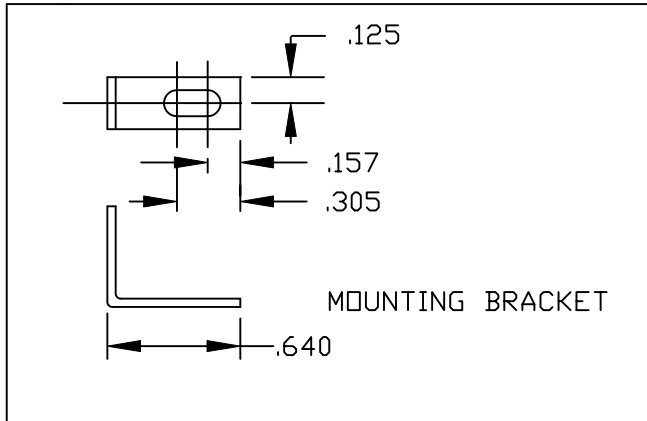
NorComp

SCALE: 1:1 SHEET 1 OF 2 REV 1

DWG NO. 173-XXX-212RXX1

DESCRIPTION:

173/174 SERIES



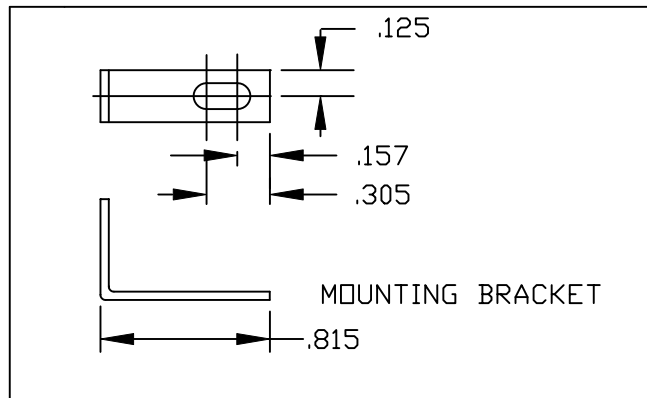
HARDWARE OPTIONS

REPLACE -XX IN LAST 3 DIGITS WITH OPTION CHOSEN

173/174 SERIES

- 14X = SHORT BRACKET & 4-40 FEMALE HEX SOCKET
- 24X = SHORT BRACKET & 4-40 SCREW

175/176 SERIES



175/176 SERIES

- 15X = LONG BRACKET & 4-40 FEMALE HEX SOCKET
- 25X = LONG BRACKET & 4-40 SCREW

MATERIAL:
COLD ROLLED STEEL

PLATING:
CLEAR ZINC

	THESE DRAWINGS AND SPECIFICATIONS ARE THE PROPERTY OF NorComp AND SHALL NOT BE REPRODUCED, COPIED OR USED AS THE BASIS FOR THE MANUFACTURE OF SALE OF APPARATUS WITHOUT WRITTEN PERMISSION.		DRAWN: PAM JENKINS	DATE: 9-16-05
			CHECKED:	DATE:
<h1>NorComp</h1>			SCALE:	SHEET 2 OF 2
			DWG NO. R/A BRACKET OPTIONS FOR MACHINED CONTACTS	