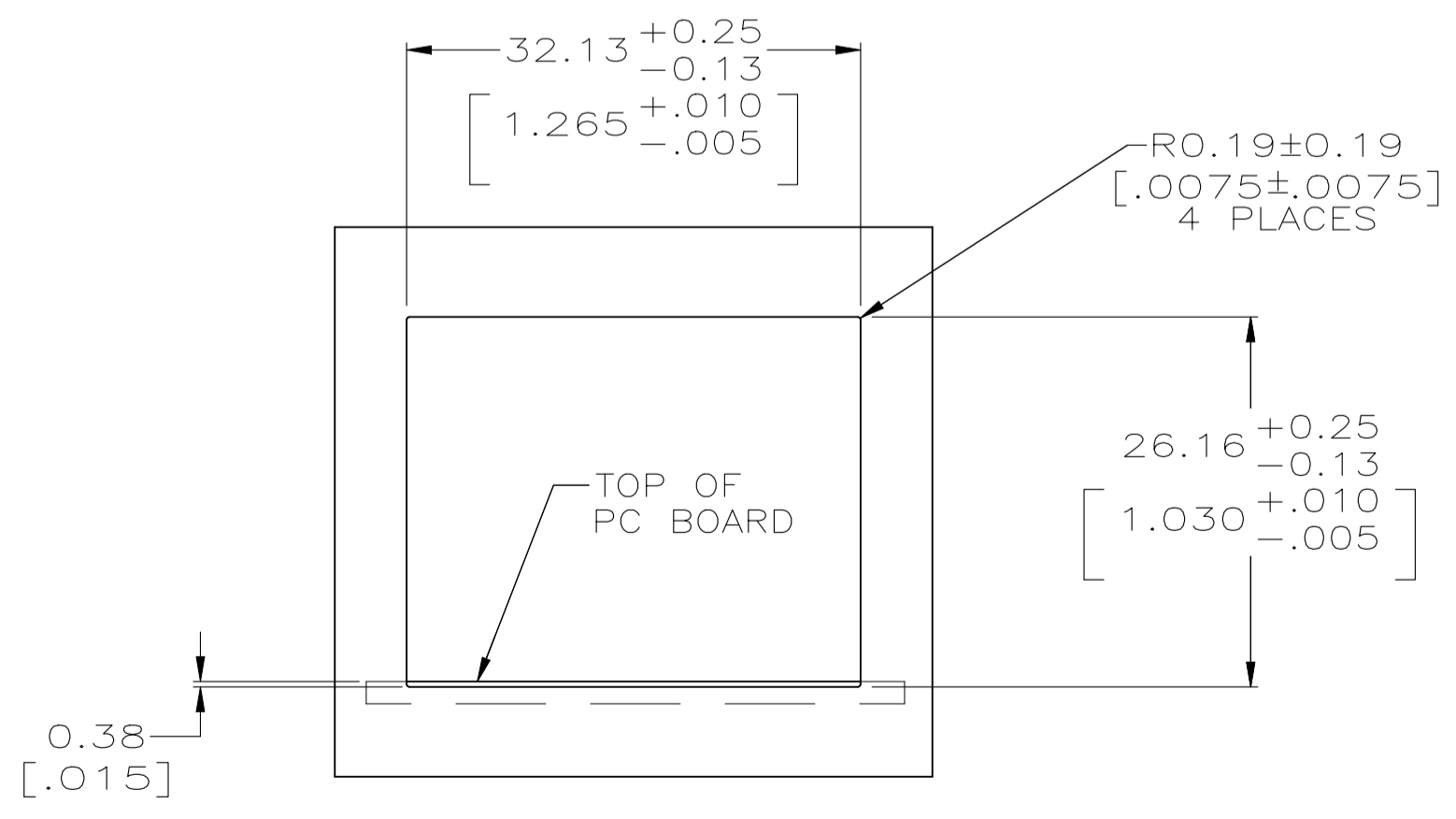
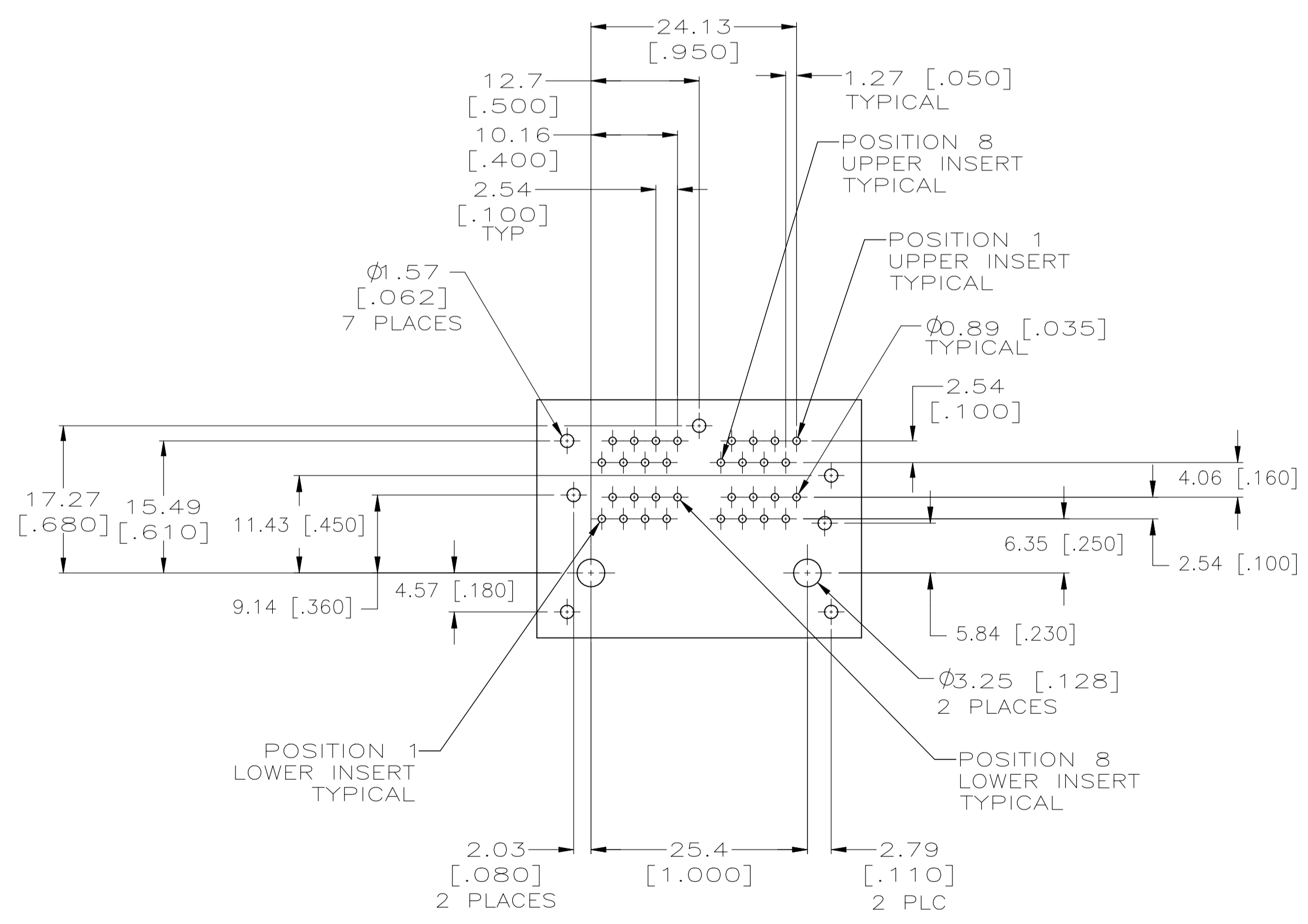
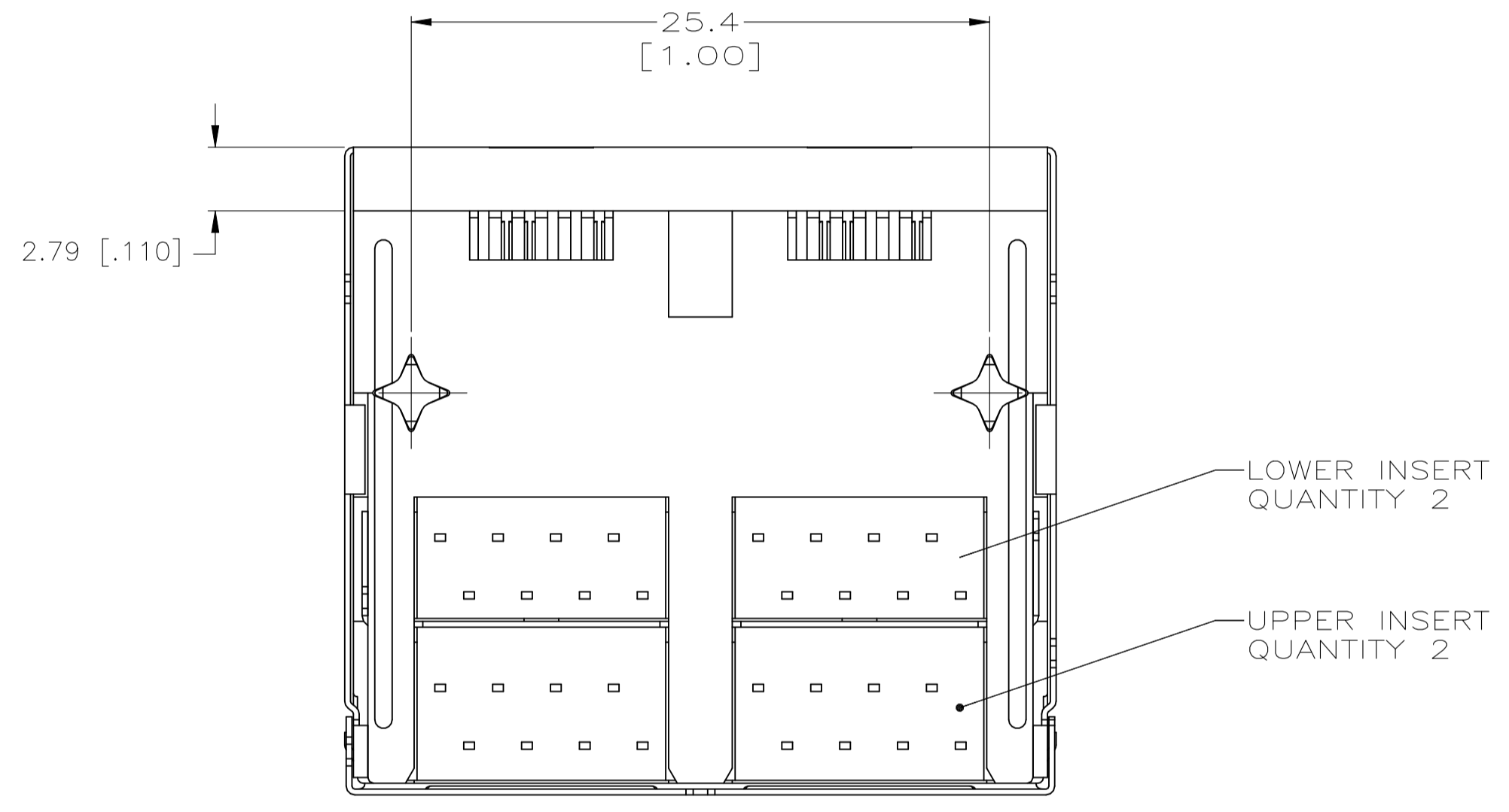
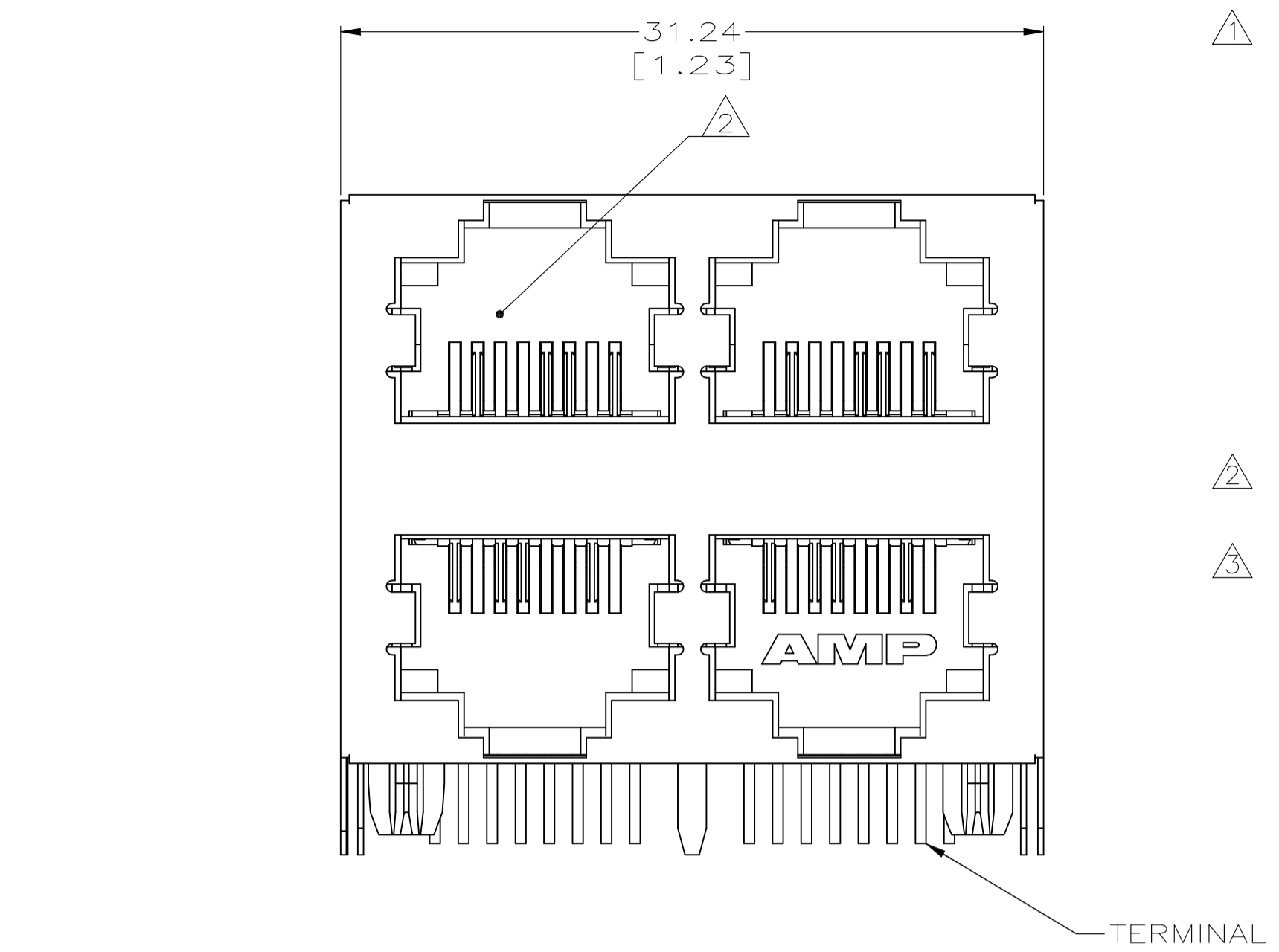
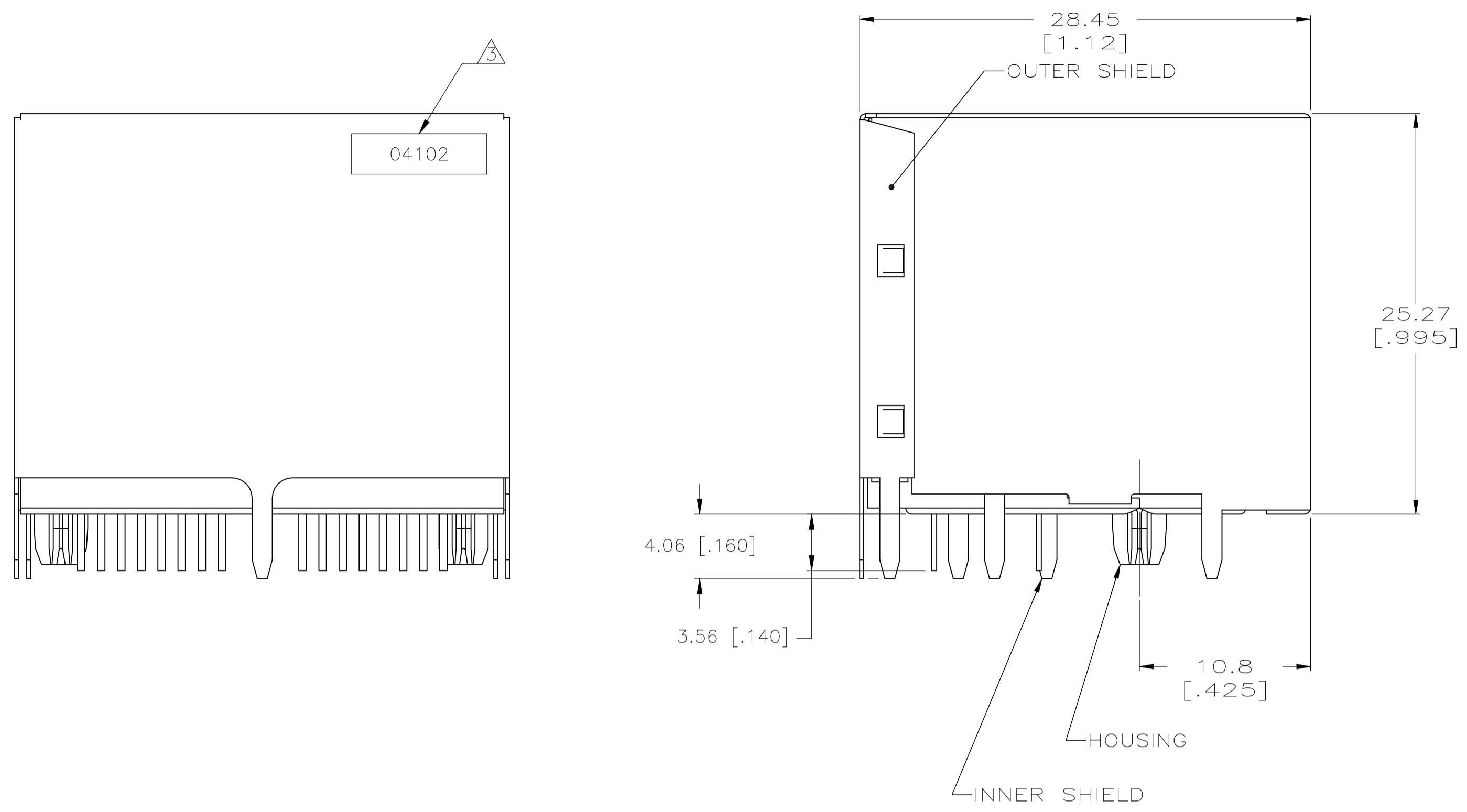


| REVISIONS |                               |           |    |       |  |
|-----------|-------------------------------|-----------|----|-------|--|
| REV       | DESCRIPTION                   | DATE      | BY | APP'D |  |
| A3        | REVISED AS PER ECR-23-169440. | 19APR2023 | JK | WH    |  |

**MATERIAL:**  
 HOUSING - PCT POLYESTER, BLACK, UL94V-0.  
 OVERMOLDED TERMINAL ARRAY - PBT, BROWN.  
 TERMINALS - 0.33 [.013] THICK PHOS BRONZE  
 PLATED WITH 1.27um [.000050] MIN THICK  
 HARD GOLD IN LOCALIZED AREA AND 3.81um  
 [.000150] MIN THICK MATTE TIN IN SOLDER  
 AREA OVER 1.27um [.000050] MIN THICK  
 NICKEL UNDERPLATE.  
 OUTER SHIELD AND INNER SHIELD - 0.25 [.010]  
 THICK COPPER ALLOY PLATED WITH 1.27 um  
 [.000050] MINIMUM NICKEL AND 2.03 um  
 [.000080] MINIMUM HOT TIN DIP ON PCB  
 GROUND TABS.

JACK CAVITY CONFORMS TO FCC RULES AND  
 REGULATIONS, PART 68 SUBPART F.

DATE CODE LOCATED ON REAR OF PART  
 APPROXIMATELY AS SHOWN:  
 FIRST 2 DIGITS ARE LAST 2 DIGITS OF YEAR,  
 SECOND 2 DIGITS ARE MANUFACTURING  
 WORK WEEK,  
 LAST DIGIT IS DAY OF WEEK, WITH SUNDAY = 1.



PC BOARD LAYOUT VIEWED FROM COMPONENT SIDE  
 SCALE 2:1

SUGGESTED PANEL CUTOUT DIMENSIONS  
 SCALE 2:1

5569255-1  
 PART NUMBER

|  |  |  |  |                               |  |
|--|--|--|--|-------------------------------|--|
| THIS DRAWING IS A CONTROLLED DOCUMENT. |  | DIN A. FERNANDEZ-DICKS 14JUN2005         |  | TE Connectivity               |  |
| DIMENSIONS: mm [INCHES]                |  | CHK J. WESTMAN 14JUN2005                 |  | APVD S. FLICKINGER 14JUN2005  |  |
| TOLERANCES UNLESS OTHERWISE SPECIFIED: |  | NAME                                     |  | PRODUCT SPEC                  |  |
| 0. PLC ± -                             |  | STACKED MODULAR JACK ASSEMBLY,           |  | 108-1163-2                    |  |
| 1. PLC ± -                             |  | 2 X 2 PORT, 8 POSITION, SHIELDED,        |  | APPLICATION SPEC              |  |
| 2. PLC ± 0.25[.01]                     |  | PRINTED CIRCUIT BOARD GROUND, CATEGORY 5 |  | 114-2048                      |  |
| 3. PLC ± 0.13[.005]                    |  | SIZE CAGE CODE DRAWING NO                |  | WEIGHT 0.000000               |  |
| 4. PLC ± -                             |  | A1 00779 C=5569255                       |  | CUSTOMER DRAWING              |  |
| MATERIAL                               |  | FINISH                                   |  | SCALE 4:1 SHEET 1 OF 1 REV A3 |  |