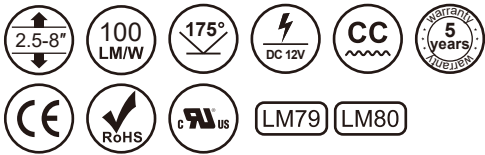


Edgemax LED Module



Features

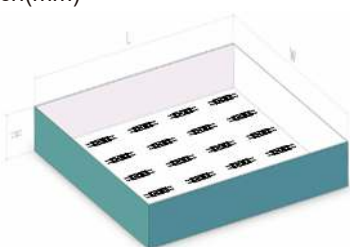
- 175° Beam angle, High efficiency, High uniformity LENS;
- IP level: IP67;
- Best for ultra-thin light box and channel letter.

Specification

Dimension	3.1*0.7"(78*18mm)
Power	1.5W±10%
Working voltage	12V
Driving mode	Constant current
Center distance	8.3"(210mm)
Cascading	20pcs
Working temp	-25~+55°C
Storage temp	-40~+85°C
IP grade	IP67

Application notes

Unit: inch(mm)



WLM-LED-ABS-12V-078018-2835-3

Technical data

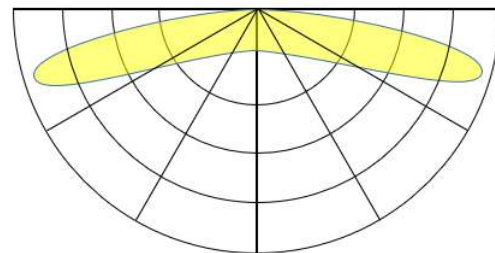
Light color (designation)	White
Color (CCT)	6500 K
Color Rendering Index	Ra > 70
Typical Brightness (lumen/module)	150 lm

Application data

Energy Consumption (W/chain)	30
Energy Consumption (modules/chain)	20
Energy Consumption (W/module)	1.5
Max. operating (case) temperature (t.)	80°C
Dimming mode	Dimmable
Cutting Resolution	Cut on wire between every module

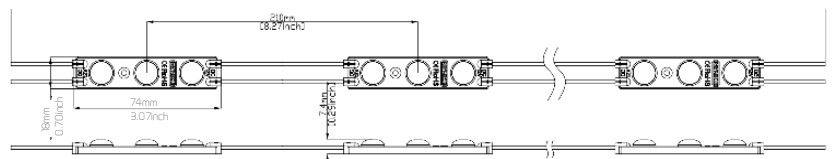
Light distribution

Beam angle 175°



Profile drawings

Unit: inch(mm)



		Depth	Brightness
1m² Light Box	16 Modules	H=3.5"(90mm)	3720 lux
		H=3.9"(100mm)	3100 lux
		H=4.3"(110mm)	2450 ux
		H=4.7"(120mm)	2050 lux
		H=5.1"(130mm)	1500 lux