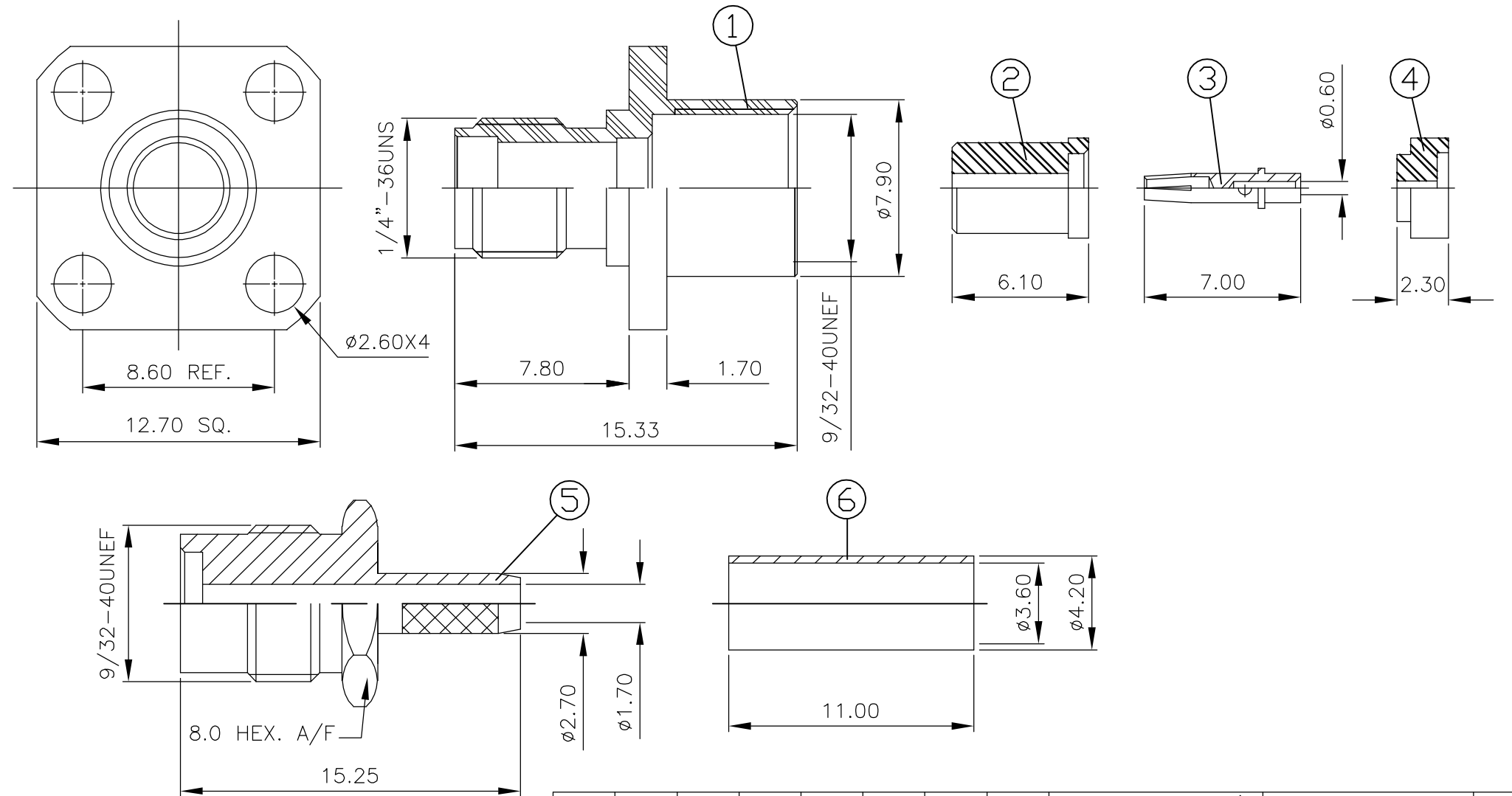


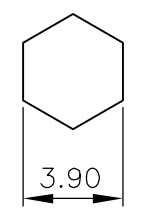
THIS DRAWING IS UNPUBLISHED. RELEASED FOR PUBLICATION APRIL, 2004.  
 © COPYRIGHT 2004 BY TYCO ELECTRONICS CORPORATION. ALL RIGHTS RESERVED.

LOC	DIST	REVISIONS					
E	B	P	LTR	DESCRIPTION	DATE	DWN	APVD
		B		EBD0-0189-04	22APR04	RS	FWK

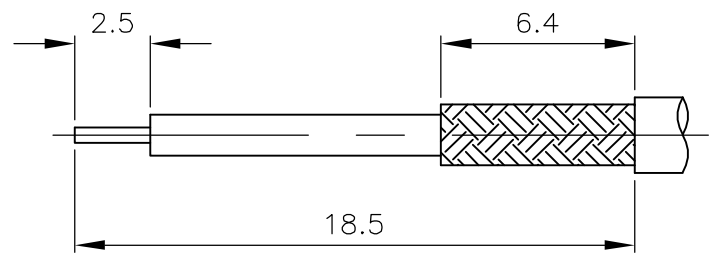
- NOTES:
- ① SINGLE PACK IN ACCORDANCE WITH SPEC 107-3275
  - ② 100 TRAY PACK IN ACCORDANCE WITH SPEC 107-3275
  - ③ 0.08μm Au PLATING OVER 1.27μm Ni PLATING
  - ④ 0.76μm Au PLATING OVER 1.27μm Ni PLATING OVER 0.76μm Cu PLATING
  - ⑤ PASSIVATED
  - ⑥ PLATING AS PER BODY, EXCEPT FOR PASSIVATED WHICH IS NICKEL PLATED
  - 7 HAND TOOL 9-1478240-0
  - 8 DIE SET 9-1478248-0
  - 9 FOR TECHNICAL DATA REFER TO YOUR LOCAL TYCO ELECTRONICS SALES OFFICE
  - 10 ALL DIMENSIONS ARE NOMINAL FOR REFERENCE ONLY UNLESS OTHERWISE STATED



RECOMMENDED  
CRIMP SLEEVE  
A/F HEX



RECOMMENDED  
CABLE STRIPPING DIM'S



				1	1	1	1	BRASS	⑥	CRIMP SLEEVE	6
				1	1	-	-	STAINLESS STEEL	⑤	NUT	5
				-	-	1	1	STAINLESS STEEL	③	NUT	5
				1	1	1	1	PTFE		INSULATOR	4
				1	1	1	1	BERYLLIUM COPPER	④	CENTER SOCKET	3
				1	1	1	1	PTFE		INSULATOR	2
				1	1	-	-	STAINLESS STEEL	⑤	SHELL	1
				-	-	1	1	STAINLESS STEEL	③	SHELL	1
				2--1	2--0	1--1	1--0	MATERIAL		DESCRIPTION	ITEM
				②	①	②	①				

THIS DRAWING IS A CONTROLLED DOCUMENT.		DWN R.SMITH 05FEB04	Tyco Electronics Corporation Bideford, UK, EX39 4HE	
DIMENSIONS: mm		CHK S.PARLOW 05FEB04		
TOLERANCES UNLESS OTHERWISE SPECIFIED:		APVD F.WHEELER-KING 05FEB04	NAME SMA PANEL JACK 4 HOLE FLANGE, SOLDER PIN, CRIMP	
0 PLC ± -		PRODUCT SPEC 108-3460	RG316/U, 188A/U, RG174A/U, URM95, KX3B, KX22A	
1 PLC ± -		APPLICATION SPEC 411-3276	SIZE	CAGE CODE
2 PLC ± -		WEIGHT -	A3	00779
3 PLC ± -		CUSTOMER DRAWING	DRAWING NO C-1478951	
4 PLC ± -			SCALE 1:1	SHEET 1 OF 1
ANGLES ± -			REV B	
FINISH -				