LOADING PATTERN MATING SIDE

POS	01				05					10					15					20					25
f	6	6	6	6	6	6	6	6	6	6	6	6	6	6	6	6	6	6	6	6	6	6	6	6	6
e	7	7	7	7	7	7	4	4	4	4	4	7	7	7	7	7	7	7	7	7	7	7	7	4	4
d	7	7	7	7	7	7	4	4	4	4	4	7	7	7	7	7	7	7	7	7	7	7	7	4	4
c	7	7	7	7	7	7	4	4	4	4	4	7	7	7	7	7	7	7	7	7	7	7	7	4	4
b	7	7	7	7	7	7	4	4	4	4	4	7	7	7	7	7	7	7	7	7	7	7	7	4	4
a	7	7	7	7	7	7	4	4	4	4	4	7	7	7	7	7	7	7	7	7	7	7	7	4	4
z	6	6	6	6	6	6	6	6	6	6	6	6	6	6	6	6	6	6	6	6	6	6	6	6	6

LOADED CONNECTOR ASSEMBLY
(FOR EXAMPLE)

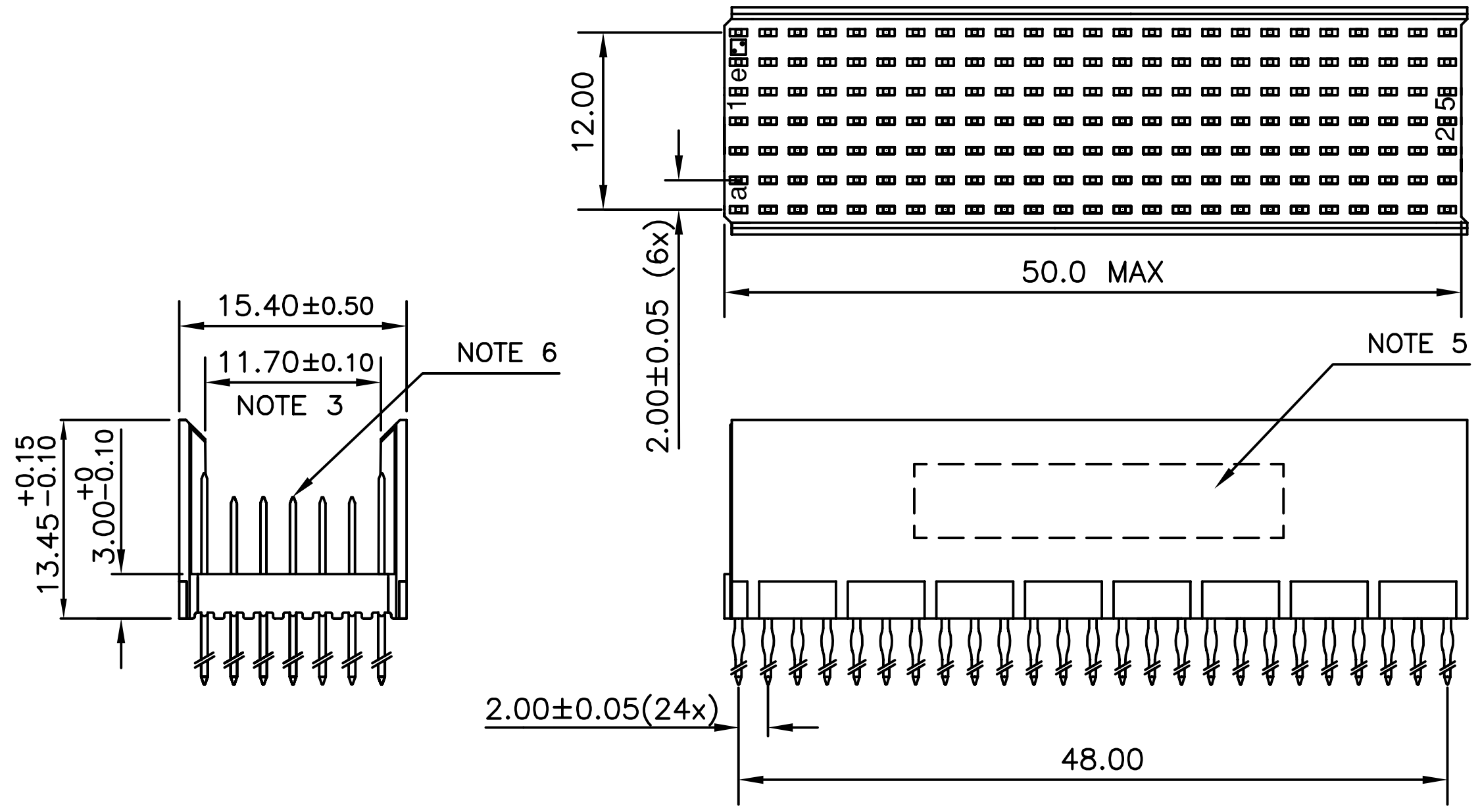

CONTACT OVERVIEW

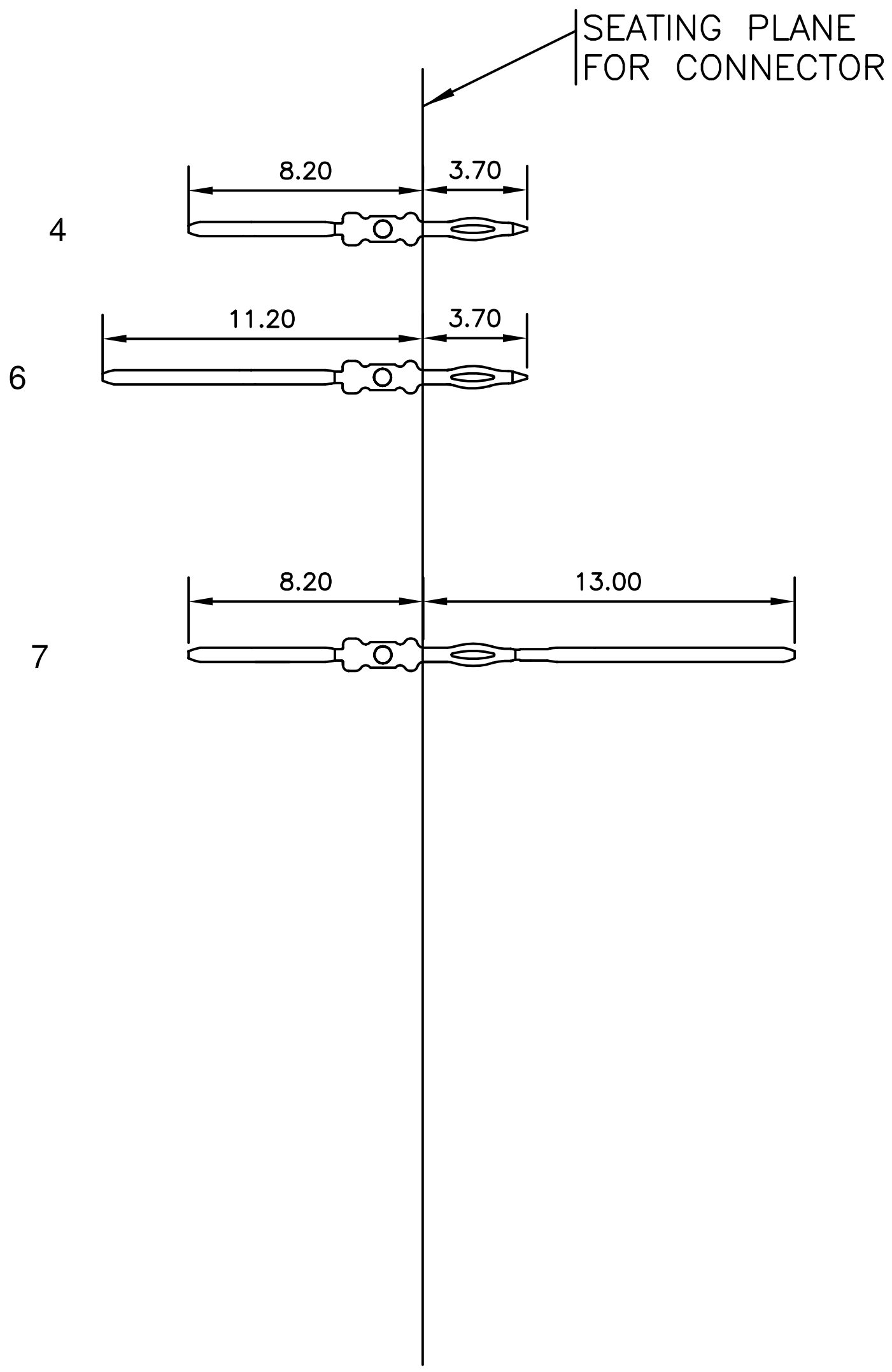

LAY–OUT P.C.B.–HOLE

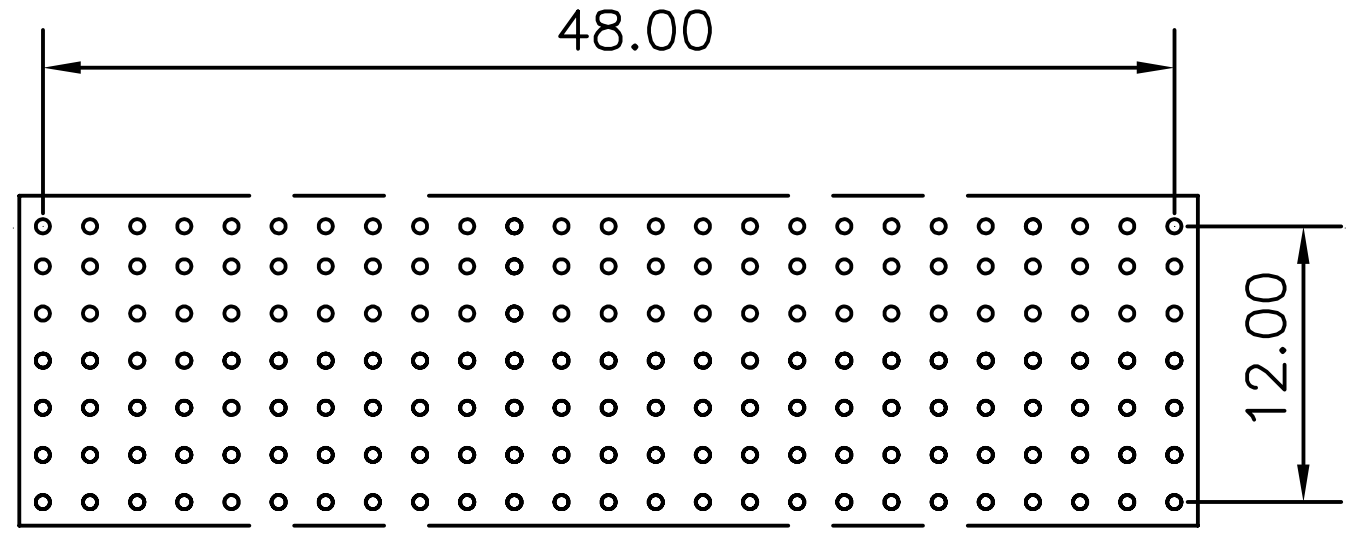

HM2P08PKM3T1-- --

LEAD FREE INDICATOR : LF = LEAD FREE
(DIGIT 15 & 16)

PLATING CODE (DIGIT 13 AND 14)
(REF DRW NO. BS,C , 201844 , 003)

NOTES

1. THIS PRODUCT IS CSA APPROVED.
2. THIS PRODUCT IS UL RECOGNIZED.
3. MEASURED AT THE BOTTOM.
4. MATERIAL CONTACT: PHOSPHORBRONZE
   HOUSING: CREAM WHITE GLASS FILLED POLYESTER UL-94V0
5. CONNECTOR PRINTED WITH P/N AND DATE CODE.
6. FOR ACTUAL CONTACT LOADINGS, SEE LOADING PATTERN MATING SIDE.
7. SHAPE OF CONNECTOR HOUSING CAN ALTER DEPENDING ON PRODUCTION LOCATION
8. THE PRODUCT (LF) MEETS EUROPEAN UNION DIRECTIVES AND OTHER COUNTRY REGULATIONS AS DESCRIBED IN GS-22-008
9. FOR RECOMMENDED PTH DIMENSIONS REFER DRAWING : BS, A , 201572 , 001

CATALOG NO: HM2P08PKM3T1----

mat'l. code SEE NOTE 4				surface ISO 1302	tolerance ISO 406 ISO 1101	projection	product family MILLIPACS
ltr	ecn no	dr	date	tolerances unless otherwise specified			title
A	I09-0201	GT	2009-09-23	angles 0°±1°	linear .0±0.2 .00±0.1	MM	MPACS 5+2R STR HDR PF CONN TYPE B
						scale –	
				dr	GEORGE THOMAS	2009-09-23	dwg no BS, C ,203028, 895
				engr	ALEX BABU	2009-09-23	sheet 1 of 1
				chr	ALEX BABU	2009-09-23	size A3
				appd	ALEX BABU	2009-09-23	type Product Customer Drawing
sheet index	revision A	sheet 1					

FCIconnect.com
Copyright FCI
form: A3

PDM: Rev:A STATUS:Released Printed: Nov 10, 2009