



## EMI/RFI Filter with high attenuation for industrial applications

Datasheet 3/2019



**FIN21.(003 - 020).M**

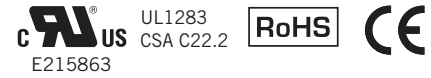
### FEATURES

- Rated current from 3 to 20A
- High differential and common mode attenuation
- Very low leakage current
- DIN rail mounting

### MARKETS

- Conveyors
- Vending machines
- Industrial equipment
- PLCs

### APPROVALS:



**SCCR** by UL508A

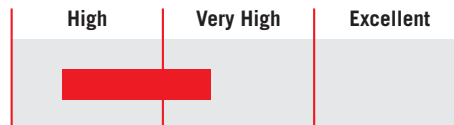
### BENEFITS

- 5 Year warranty
- Suitable for medical applications
- Compact design

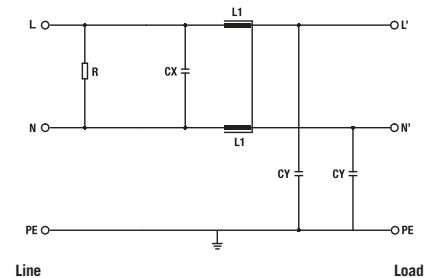
### ORDERING CODE

FIN21	.016	.M
Model	Current (A)	Connection
		M = Terminal block

### ATTENUATION INDICATOR



### ELECTRIC DIAGRAM



### TECHNICAL SPECIFICATIONS

Nominal voltage	0 / 250 Vac
Frequency	50 – 60 Hz
Rated current	3 to 20A
Potential test voltage phase to phase	1750 Vdc (2 sec.)
Potential test voltage phase to ground	2150 Vdc (2 sec.)
Leakage current normal conditions	< 1 mA *
Leakage current worst conditions	< 3 mA
IP Protection	IP20
Overload capability	4 x Rated current (Switch ON) 2 x In 10 seconds 1.5 In for 10 minutes
Climatic class	-40 / +85° C
MTBF at 40°C	250.000 Hrs

\* Voltage 230 Vac phase to ground 50 Hz / 40°C

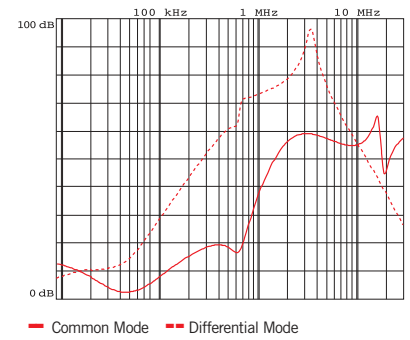
### ELECTRICAL CHARACTERISTICS

FIN21	Rated Current 40°C	Rated Current 50°C	Power Loss (W)
.003.M	3	2	1.5
.006.M	6	5	2.1
.010.M	10	8	2.8
.016.M	16	14	3.2
.020.M	20	17	4

### CONNECTIONS

LINE			PE
Solid Cable (mm <sup>2</sup> )	Stranded Cable (mm <sup>2</sup> )	Terminal Block Torque (Nm)	Torque (Nm)
0.2 - 6	0.2 - 4	0.8	0.8
0.2 - 6	0.2 - 4	0.8	0.8
0.2 - 6	0.2 - 4	0.8	0.8
0.2 - 6	0.5 - 4	0.8	0.8
0.2 - 6	0.5 - 4	0.8	0.8

### TYPICAL ATTENUATION

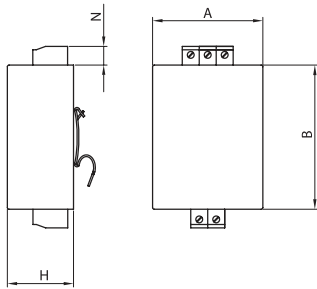


— Common Mode    - - - Differential Mode

### MECHANICAL DIMENSIONS mm

FIN21	A	B	H	N	Weight Kg.	Case
.003.M	65	85	39	11	0.32	1
.006.M	65	85	39	11	0.32	1
.010.M	65	85	39	11	0.32	1
.016.M	65	85	39	11	0.32	1
.020.M	65	85	39	11	0.32	1

### CASE 1



### ASSEMBLY CONNECTION "M"

