

## PCB terminal block - MKDS 5N HV/ 3-ZB-6,35 - 1777558

Please be informed that the data shown in this PDF Document is generated from our Online Catalog. Please find the complete data in the user's documentation. Our General Terms of Use for Downloads are valid (<http://download.phoenixcontact.com>)



PCB terminal block, Nominal current: 41 A, Nom. voltage: 1000 V, Pitch: 6.35 mm, Number of positions: 3, Connection method: Screw connection, Mounting: Soldering, Conductor/PCB connection direction: 0 °, Color: green


The illustration shows the 5-pos. version

### Product Features

- ✓ Versions with anti-rotation pins (MKDSV, recommended for 2-pos. connections)
- ✓ MKDS 5N HV high-voltage PCB terminal blocks with increased air and creepage distances
- ✓ Unlimited 600 V UL approval thanks to compact zigzag pinning (MKDS 5N HV/...ZB-6,35 and MKDS 5 HV/...-9,52-Z)



### Key commercial data

Packing unit	1 PCE
Catalog page	Page 365 (CC-2011)
GTIN	 4 046356 522335
Custom tariff number	85369010
Country of origin	GERMANY

### Technical data

#### Dimensions / positions

Length	15.85 mm
Height	32 mm
Pitch	6.35 mm
Dimension a	12.7 mm
Number of positions	3
Pin dimensions	0,9 x 0,9 mm
Pin spacing	9 mm
Hole diameter	1.3 mm

# PCB terminal block - MKDS 5N HV/ 3-ZB-6,35 - 1777558

## Technical data

### Dimensions / positions

Screw thread	M3
Tightening torque, min	0.5 Nm
Tightening torque max	0.6 Nm

### Technical data

Range of articles	MKDS 5 N HV
Insulating material group	I
Rated surge voltage (III/3)	8 kV
Rated surge voltage (III/2)	8 kV
Rated surge voltage (II/2)	8 kV
Rated voltage (III/3)	800 V
Rated voltage (III/2)	1000 V
Rated voltage (II/2)	1000 V
Connection in acc. with standard	EN-VDE
Nominal current $I_N$	41 A
Nominal cross section	4 mm <sup>2</sup>
Maximum load current	41 A
Insulating material	PA
Inflammability class according to UL 94	V0
Stripping length	8 mm
Nominal voltage, UL/CUL Use Group B	600 V
Nominal current, UL/CUL Use Group B	30 A
Nominal voltage, UL/CUL Use Group C	600 V
Nominal current, UL/CUL Use Group C	30 A

### Connection data

Conductor cross section solid min.	0.2 mm <sup>2</sup>
Conductor cross section solid max.	6 mm <sup>2</sup>
Conductor cross section stranded min.	0.2 mm <sup>2</sup>
Conductor cross section stranded max.	4 mm <sup>2</sup>
Conductor cross section stranded, with ferrule without plastic sleeve min.	0.2 mm <sup>2</sup>
Conductor cross section stranded, with ferrule without plastic sleeve max.	4 mm <sup>2</sup>
Conductor cross section stranded, with ferrule with plastic sleeve min.	0.25 mm <sup>2</sup>
Conductor cross section stranded, with ferrule with plastic sleeve max.	4 mm <sup>2</sup>
Conductor cross section AWG/kcmil min.	24
Conductor cross section AWG/kcmil max	10
2 conductors with same cross section, solid min.	0.2 mm <sup>2</sup>
2 conductors with same cross section, solid max.	1.5 mm <sup>2</sup>

## PCB terminal block - MKDS 5N HV/ 3-ZB-6,35 - 1777558

### Technical data

#### Connection data

2 conductors with same cross section, stranded min.	0.2 mm <sup>2</sup>
2 conductors with same cross section, stranded max.	1.5 mm <sup>2</sup>
2 conductors with same cross section, stranded, ferrules without plastic sleeve, min.	0.25 mm <sup>2</sup>
2 conductors with same cross section, stranded, ferrules without plastic sleeve, max.	0.75 mm <sup>2</sup>
2 conductors with same cross section, stranded, TWIN ferrules with plastic sleeve, min.	0.5 mm <sup>2</sup>
2 conductors with same cross section, stranded, TWIN ferrules with plastic sleeve, max.	2.5 mm <sup>2</sup>
Minimum AWG according to UL/CUL	30
Maximum AWG according to UL/CUL	10

### Classifications

#### ETIM

ETIM 3.0	EC001121
ETIM 4.0	EC002643
ETIM 5.0	EC002643

#### UNSPSC

UNSPSC 11	39121432
UNSPSC 12.01	39121432
UNSPSC 13.2	39121432
UNSPSC 6.01	30211801
UNSPSC 7.0901	39121432

#### eCl@ss

eCl@ss 4.0	27141109
eCl@ss 4.1	27141109
eCl@ss 5.0	27141190
eCl@ss 5.1	27141190
eCl@ss 6.0	27261101
eCl@ss 7.0	27440401

### Approvals

#### Approvals

# PCB terminal block - MKDS 5N HV/ 3-ZB-6,35 - 1777558

## Approvals


### Approvals


UL Recognized / cUL Recognized / GOST / SEV / CCA / cULus Recognized

### Ex Approvals

### Approvals submitted

### Approval details

UL Recognized 		
	B	C
mm <sup>2</sup> /AWG/kcmil	30-10	30-10
Nominal current I <sub>N</sub>	30 A	30 A
Nominal voltage U <sub>N</sub>	600 V	600 V

cUL Recognized 		
	B	C
mm <sup>2</sup> /AWG/kcmil	30-10	30-10
Nominal current I <sub>N</sub>	30 A	30 A
Nominal voltage U <sub>N</sub>	600 V	600 V

GOST 	
--	--

SEV	
mm <sup>2</sup> /AWG/kcmil	4
Nominal voltage U <sub>N</sub>	1000 V

# PCB terminal block - MKDS 5N HV/ 3-ZB-6,35 - 1777558

## Approvals

CCA	
mm <sup>2</sup> /AWG/kcmil	4
Nominal voltage UN	1000 V



## Accessories

Accessories

Tools

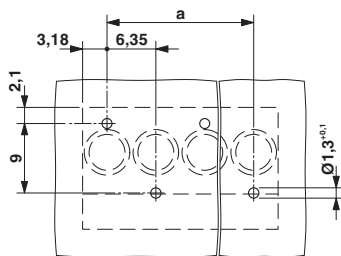
Screwdriver - SZS 0,6X3,5 - 1205053



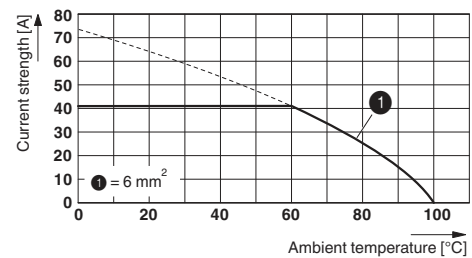
Actuation tool, for ST terminal blocks, insulated, also suitable for use as a bladed screwdriver, size: 0.6 x 3.5 x 100 mm, 2-component grip, with non-slip grip

## Drawings

Drilling diagram



Diagram



# PCB terminal block - MKDS 5N HV/ 3-ZB-6,35 - 1777558

Dimensioned drawing

