

1

2

3

4

5

6

7

A

A

B

B

C

C

D

D

E

E

F

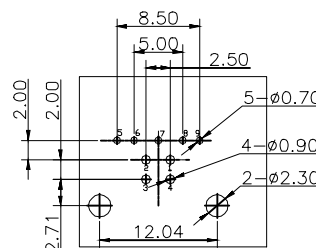
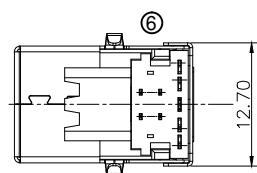
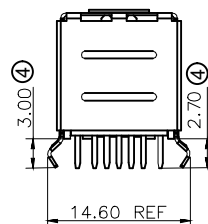
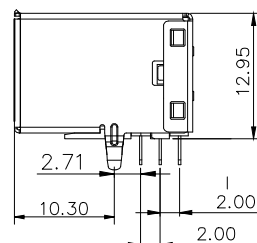
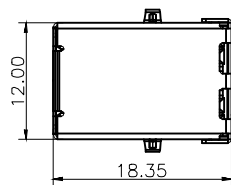
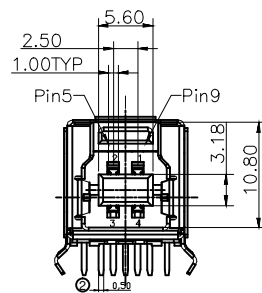
F

G

G

H

H



RECOMMENDED P.C.B LAYOUT
(TOLERANCE:±0.05)

NOTES:

1.Material:

- 1.1 Housing: PBT+30%GF UL94V-0, Color Blue
- 1.2 Shell: Brass
- 1.3 Contact :Copper Alloy

2. FINISH:

- 2.1 Contact Area: Selective 15u"Au
- Solder Area: Tin Plated
- Under: Ni Plated

3.MECHANICAL:

- 3.1 Mating Force:3.57kgf Max.
- 3.2 Unmating Force:1.02kgf Min
- ③ 3.3 Durability:5000 cycles Min

4.ELECTRICAL:

- ③ 4.1 Current Rating:1.5A
- 4.2 Dielectric Strength:100V AC FOR 1 MINUTE
- 4.3 Contact Resistance:30mΩ Max
- 4.4 Insulation Resistance:100 MΩ Min
- ⑤ 4.5 Voltage Rating: 30VAC
- 5.Operating temperature: -55°C TO +85°C

⑤ Soldering temperature: 235°C, 5s max.

6.PACKIING: Tray

RoHS compliant

Scale	Free	⑥	Update bottom bung	28.03.2023	Luca		Date	Name	Customer-No.
TOLERANCE		⑤	Update	13.11.2019	Carson	Drawn	07.06.2013	Winnie	ASSMANN WSW-No. ① AU-Y1007-3
.X	±0.30	④	Update the dimension	25.03.2019	Winnie	Approved	28.03.2023	Luca	
.XX	±0.20	③	Correct the current rating & durability cycles	12.01.2015	Winnie				
.XXX	±0.10	②	Add the width of pin	15.10.2014	Winnie				Drawing-No.
DIM	TOL	①	Change the P/N:AU-Y1007-3-R to AU-Y1007-3	11.06.2014	Winnie				ASS 5779 CO
X.°	±5°								rev06
Angle	TOL								
UNIT	mm	Id.	Modification	Date	Name			Replace	SHEET

1

2

3

4

5

6

7