

Datasheet SDP8xx-Analog

Differential Pressure Sensor with Analog Output

- Configurable analog output
- Calibrated and temperature compensated
- Excellent repeatability, no drift



Product Summary

The SDP800 sensor family is Sensirion's series of differential pressure sensors designed for high-volume applications. The sensors measure the pressure of air and non-aggressive gases with superb accuracy and no offset drift. The sensors cover a pressure range of up to ± 500 Pa (± 2 inch H₂O / ± 5 mbar) and deliver outstanding accuracy, also at the lower end of the measuring range.

The SDP800 features an analog ratiometric voltage output, which is configurable to linear or square root by a separate pin. The outstanding performance of these sensors is based on Sensirion's patented CMOSens® sensor technology, which combines the sensor element, signal processing, digital calibration and analog output on a small CMOS chip. The differential pressure is measured by a thermal sensor element using flow-through technology. The well-proven CMOS technology is perfectly suited for high-quality mass production and is the ideal choice for demanding and cost-sensitive OEM applications.

Benefits of Sensirion's CMOSens® Technology

- High reliability and long-term stability
- Best signal to noise ratio
- Industry-proven technology with a track record of more than 15 years
- Designed for mass production
- High process capability

Content

1. Sensor Performance	2
2. Specifications.....	3
3. Pin Assignment.....	4
4. Package Outline.....	5
5. Soldering.....	6
6. Shipping Package.....	7
7. Ordering Information.....	7
Revision History.....	7
Important Notices	8
Headquarters and Subsidiaries	8

1. Sensor Performance

1.1 Differential Pressure Specification¹

Parameter	Configuration	SDP806/SDP816-500Pa	SDP806/SDP816-125Pa
Measurement range ²	Linear	- 50 to 500 Pa (-0.2 to 2 inH ₂ O)	- 12.5 to 125 Pa (-0.05 to 0.5 inH ₂ O)
	Square Root	- 500 to 500 Pa (-2 to 2 inH ₂ O)	- 125 to 125 Pa (-0.5 to 0.5 inH ₂ O)
Zero point accuracy ^{3,4,5}		0.1 Pa ⁵	0.08 Pa ⁵
Span accuracy ^{3,4,5}		3% of reading ⁵	3% of reading ⁵
Zero point repeatability ^{4,5}		0.05 Pa ⁵	0.04 Pa ⁵
Span repeatability ^{4,5}		0.5% of reading ⁵	0.5% of reading ⁵
Span shift due to temperature variation		< 0.5% of reading per 10°C	< 0.5% of reading per 10°C
Offset stability		< 0.05 Pa/year	< 0.05 Pa/year
Temperature and pressure compensation		Mass flow compensated differential pressure ⁶	
Response time (T ₆₃)		< 5 ms	
Internal digital resolution		16 bit	
Calibrated for		Air, N ₂	
Media compatibility		Air, N ₂ , O ₂ , non-condensing	
Calibrated temperature range		-20 °C to +85 °C	

¹ Unless otherwise noted, all sensor specifications are valid at 25°C with VDD = 3.3 V and absolute pressure = 966 mbar.

² For other pressure ranges contact Sensirion

³ Includes repeatability

⁴ Total accuracy/repeatability is a sum of zero-point and span accuracy/repeatability.

⁵ Output voltage integral non linearity and output voltage noise are not included. Note that the effect of output voltage integral non linearity and output voltage noise on accuracy is highly dependent on the output configuration (linear or square root).

⁶ For more information about temperature and pressure compensation consult the selection guide in the differential pressure download center on our website.

2. Specifications

2.1 Electrical Specifications

Parameter	Symbol	Condition	Min.	Typ.	Max.	Units	Comments
Supply							
Supply Voltage	V _{DD}		2.7		5.5	V	
Power-up/down level	V _{POR}		2.3	2.5	2.7	V	
Supply current	I _{DD}			3.8	5.5	mA	
Ratiometric analog voltage output							
Output range			10%		90%	V _{DD}	
Resistive load to GND			10 ¹	100		kOhm	
Resistive load to VDD			1000			kOhm	
Capacitive load	C _{load}				100	nF	
Output voltage Integral Non Linearity (INL)					5	mV	
Output voltage noise (RMS)				0.5		mV	

2.2 Timing Specifications

Parameter	Symbol	Condition	Min.	Typ.	Max.	Units	Comments
Power-up time	t _{PU}				25	ms	Time to first reliable measurement

2.3 Mechanical Specifications

Parameter	Symbol	Condition	Min.	Typ.	Max.	Units	Comments
Allowable overpressure	P _{max}				1	bar	
Rated burst pressure	P _{burst}		5			bar	
Weight	W				6	g	

2.4 Materials

Parameter	
Wetted materials	PBT (polybutylene terephthalate), glass (silicon nitride, silicon oxide), silicon, gold, FR4, silicone as static sealing, epoxy, copper alloy, lead-free solder
REACH, RoHS	REACH and RoHS compliant

2.5 Absolute Maximum Ratings

Parameter	Rating	Units
Supply Voltage V _{DD}	-0.3 to 5.5	V
Max Voltage on pins (Inputs)	-0.3 to V _{DD} +0.3	V
Input current on any pin	±70	mA
Operating temperature range ²	-40 to +85	°C
Storage temperature range	-40 to +85	°C
Max. humidity for long term exposure	40°C dew point	
ESD HBM (human body model)	2	kV

¹ For a resistive load to GND less than 100kOhm a 1nF capacitor to GND on the AOUI is recommended

² For Air and N₂. Long term exposure to (high concentrations of) O₂ at high temperatures can reduce the product lifetime

3. Pin Assignment

The pin assignments of the SDP8xx-Analog can be found in Table 1.

Pin no.	Name	Description
1	OCS	Output curve selection input
2	VDD	VDD Supply
3	GND	Connect to ground
4	AOut	Ratiometric analog voltage output

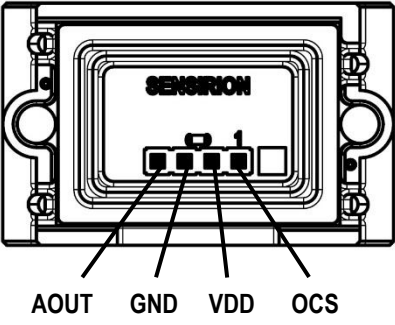
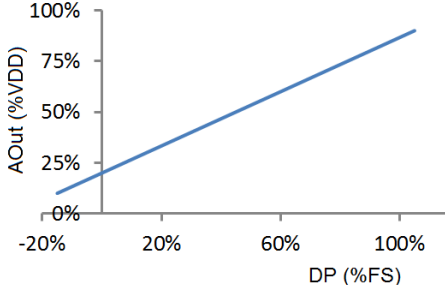
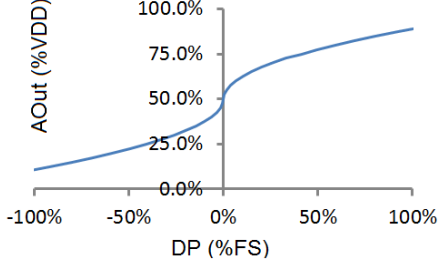


Table 1: SDP8xx-Analog pin assignment (bottom view)

3.1 OCS: Output Curve Selection Input

Config.	Polarity	Description	Conversion to physical values AOut[V], VDD[V], Differential Pressure (DP) [Pa]	
Linear	Low (GND)	Analog output is configured as a linear output. The sensor is not fully bi-directional in this configuration: -10% full-scale to 100% full scale. 	500Pa	$DP = \frac{750 \cdot AOut}{VDD} - 150$
			125Pa	$DP = \frac{190 \cdot AOut}{VDD} - 38$
Square Root	High (VDD)	Analog output is a fully bi-directional output with square root conversion. The benefits are that the bidirectional output has a more stable zero point and higher sensitivity at lower pressures 	500Pa	$DP = \text{sign}\left(\frac{AOut}{VDD} - 0.5\right) \cdot \left(\frac{AOut}{VDD \cdot 0.4} - 1.25\right)^2 \cdot 525$
			125Pa	$DP = \text{sign}\left(\frac{AOut}{VDD} - 0.5\right) \cdot \left(\frac{AOut}{VDD \cdot 0.4} - 1.25\right)^2 \cdot 133$

3.2 AOut Pin

The AOut pin gives out an analog ratiometric voltage, representing the measured differential pressure value. Please note the resistive and capacitive loads as mentioned in section 2.1.

Formulas for converting AOut [V] to differential pressure [Pa] can be found in section 3.1.

4. Package Outline

4.1 Dimensions SDP80x – Manifold Connection

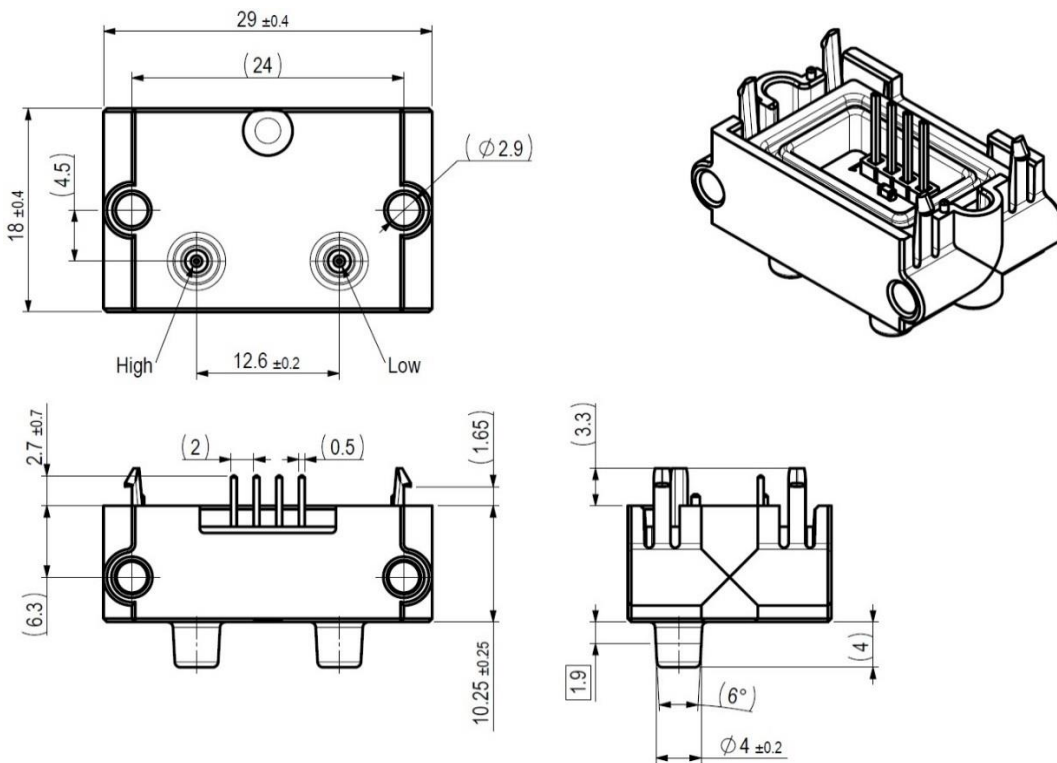


Figure 1: SDP80x. All dimensions in mm.

4.2 Dimensions SDP81x – Tube Connection

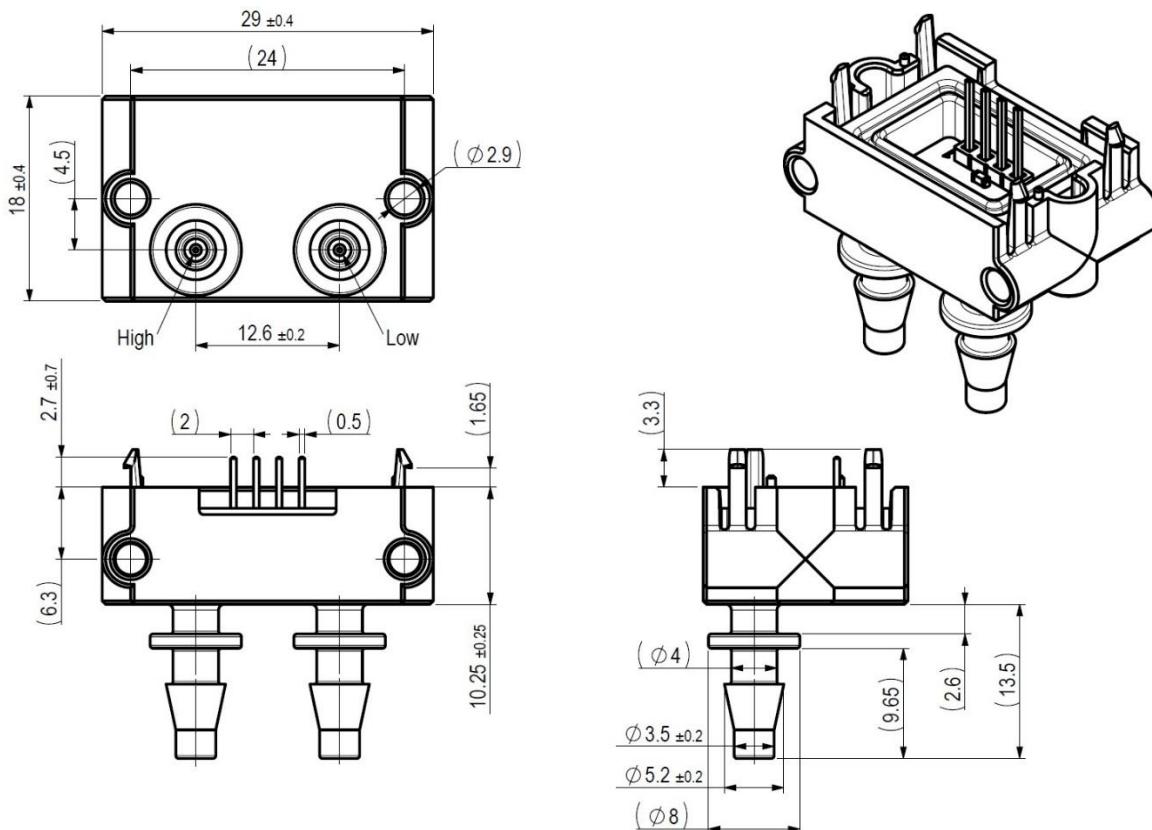


Figure 2: SDP81x. All dimensions in mm.

4.3 Footprint

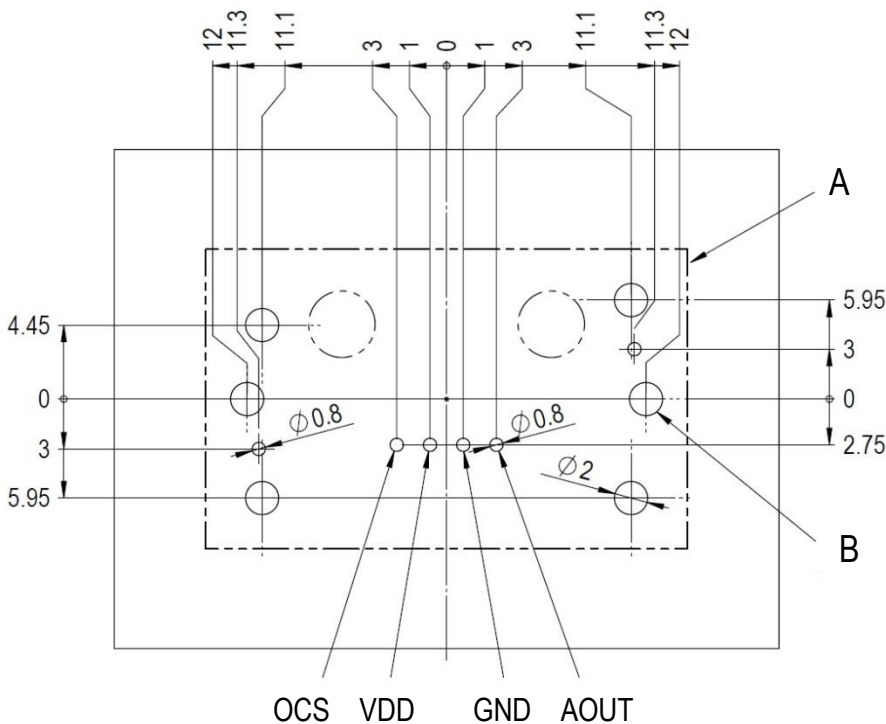


Figure 3: Footprint for PCB mounting (top view = sensor side). All dimensions in mm.

A: Overall sensor dimensions

B: Holes for additional mounting screws (optional)

In case the sensor is not mounted on a PCB and is connected with a cable the SDP800 series cap is recommended.

5. Soldering

Standard wave soldering systems may be used for soldering SDP800 series sensors. Reflow soldering is **not** feasible and may damage the sensor.

The sensor ports must be protected from solder splash and flux during soldering. *Figure 4* shows an appropriate temperature profile with maximum temperature values.

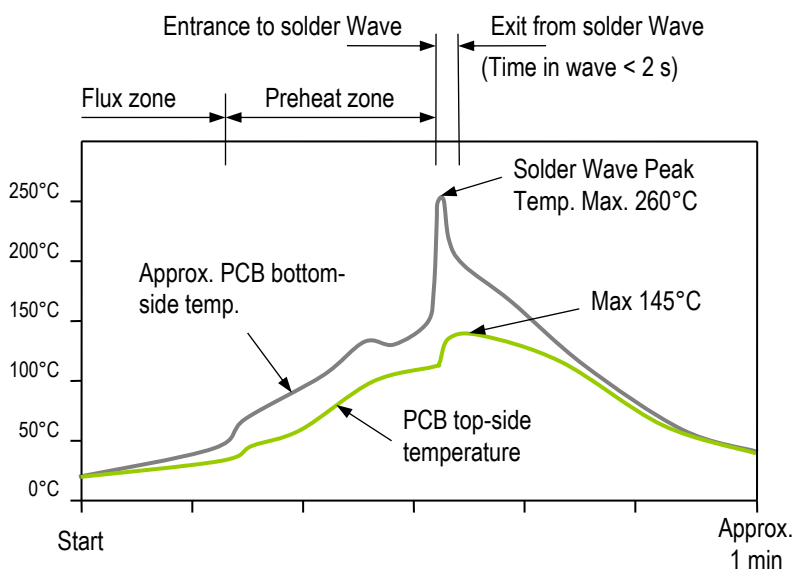


Figure 4: Suitable wave soldering profile.

The characteristics of wave soldering machines vary, so any soldering setup must be tested before production use.

6. Shipping Package

SDP8xx are shipped in trays of 80pcs. The tray dimension is 355mm x 255mm x 21.5mm. By piling them up, the height per tray can be considered as 19mm.

7. Ordering Information

Use the part names and item numbers shown in the following table when ordering SDP8xx differential pressure sensor. For the latest product information and local distributors, visit www.sensirion.com.

Part name	Description / Output	Differential Pressure Temperature Compensation	Product number
SDP806-500Pa	Manifold mount, 500Pa, Analog	Mass Flow	1-101504-01
SDP816-500Pa	Tube connection, 500Pa, Analog	Mass Flow	1-101595-01
SDP806-125Pa	Manifold mount, 125Pa, Analog	Mass Flow	1-101598-01
SDP816-125Pa	Tube connection, 125Pa, Analog	Mass Flow	1-101596-01

Revision History

Date	Author	Version	Changes
21.03.2018	ANB	V1	Released

Important Notices

Warning, personal injury

Do not use this product as safety or emergency stop devices or in any other application where failure of the product could result in personal injury (including death). Do not use this product for applications other than its intended and authorized use. Before installing, handling, using or servicing this product, please consult the datasheet and application notes. Failure to comply with these instructions could result in death or serious injury.

If the Buyer shall purchase or use SENSIRION products for any unintended or unauthorized application, Buyer shall defend, indemnify and hold harmless SENSIRION and its officers, employees, subsidiaries, affiliates and distributors against all claims, costs, damages and expenses, and reasonable attorney fees arising out of, directly or indirectly, any claim of personal injury or death associated with such unintended or unauthorized use, even if SENSIRION shall be allegedly negligent with respect to the design or the manufacture of the product.

ESD Precautions

The inherent design of this component causes it to be sensitive to electrostatic discharge (ESD). To prevent ESD-induced damage and/or degradation, take customary and statutory ESD precautions when handling this product.

See application note "Handling Instructions" for more information.

Warranty

SENSIRION warrants solely to the original purchaser of this product for a period of 12 months (one year) from the date of delivery that this product shall be of the quality, material and workmanship defined in SENSIRION's published specifications of the product. Within such period, if proven to be defective, SENSIRION shall repair and/or replace this product, in SENSIRION's discretion, free of charge to the Buyer, provided that:

- notice in writing describing the defects shall be given to SENSIRION within fourteen (14) days after their appearance;

- such defects shall be found, to SENSIRION's reasonable satisfaction, to have arisen from SENSIRION's faulty design, material, or workmanship;
- the defective product shall be returned to SENSIRION's factory at the Buyer's expense; and
- the warranty period for any repaired or replaced product shall be limited to the unexpired portion of the original period.

This warranty does not apply to any equipment which has not been installed and used within the specifications recommended by SENSIRION for the intended and proper use of the equipment. EXCEPT FOR THE WARRANTIES EXPRESSLY SET FORTH HEREIN, SENSIRION MAKES NO WARRANTIES, EITHER EXPRESS OR IMPLIED, WITH RESPECT TO THE PRODUCT. ANY AND ALL WARRANTIES, INCLUDING WITHOUT LIMITATION, WARRANTIES OF MERCHANTABILITY OR FITNESS FOR A PARTICULAR PURPOSE, ARE EXPRESSLY EXCLUDED AND DECLINED.

SENSIRION is only liable for defects of this product arising under the conditions of operation provided for in the datasheet and proper use of the goods. SENSIRION explicitly disclaims all warranties, express or implied, for any period during which the goods are operated or stored not in accordance with the technical specifications.

SENSIRION does not assume any liability arising out of any application or use of any product or circuit and specifically disclaims any and all liability, including without limitation consequential or incidental damages. All operating parameters, including without limitation recommended parameters, must be validated for each customer's applications by customer's technical experts. Recommended parameters can and do vary in different applications.

SENSIRION reserves the right, without further notice, (i) to change the product specifications and/or the information in this document and (ii) to improve reliability, functions and design of this product.

Copyright © 2016-2018, SENSIRION.
CMOSens® is a trademark of Sensirion
All rights reserved

Headquarters and Subsidiaries

Sensirion AG

Laubisruetistr. 50
CH-8712 Staefa ZH
Switzerland

phone: +41 44 306 40 00
fax: +41 44 306 40 30
info@sensirion.com
www.sensirion.com

Sensirion Taiwan Co. Ltd

phone: +886 3 5506701
info@sensirion.com
www.sensirion.com

Sensirion Inc., USA

phone: +1 312 690 5858
info-us@sensirion.com
www.sensirion.com

Sensirion Japan Co. Ltd.

phone: +81 3 3444 4940
info-jp@sensirion.com
www.sensirion.co.jp

Sensirion Korea Co. Ltd.

phone: +82 31 337 7700~3
info-kr@sensirion.com
www.sensirion.co.kr

Sensirion China Co. Ltd.

phone: +86 755 8252 1501
info-cn@sensirion.com
www.sensirion.com.cn

To find your local representative, please visit www.sensirion.com/distributors