

PCB terminal block - PLH 16/ 1-10 - 1703995

Please be informed that the data shown in this PDF Document is generated from our Online Catalog. Please find the complete data in the user's documentation. Our General Terms of Use for Downloads are valid (<http://download.phoenixcontact.com>)



PCB terminal block, Nominal current: 76 A, Nom. voltage: 400 V, Pitch: 10 mm, Number of positions: 1, Connection method: Spring-cage connection, Mounting: Soldering, Conductor/PCB connection direction: 0 °, Color: green

Key commercial data

Packing unit	1 pc
Weight per Piece (excluding packing)	8.8 GRM
Custom tariff number	85369010
Country of origin	Germany

Technical data

Dimensions

Pitch	10 mm
Pin dimensions	1,2 x 1,2 mm
Pin spacing	12.5 mm
Hole diameter	1.6 mm

General

Range of articles	PLH 16/
Insulating material group	I
Rated surge voltage (III/3)	4 kV
Rated surge voltage (III/2)	4 kV
Rated surge voltage (II/2)	4 kV
Rated voltage (III/3)	400 V
Rated voltage (III/2)	400 V
Rated voltage (II/2)	800 V
Nominal current I_N	76 A
Nominal cross section	16 mm ²
Insulating material	PA
Solder pin surface	Sn
Inflammability class according to UL 94	V0

PCB terminal block - PLH 16/ 1-10 - 1703995

Technical data

General

Stripping length	18 mm
Number of positions	1

Connection data

Conductor cross section solid min.	0.75 mm ²
Conductor cross section solid max.	16 mm ²
Conductor cross section stranded min.	0.75 mm ²
Conductor cross section stranded max.	25 mm ²
Conductor cross section stranded, with ferrule without plastic sleeve min.	0.75 mm ²
Conductor cross section stranded, with ferrule without plastic sleeve max.	16 mm ²
Conductor cross section stranded, with ferrule with plastic sleeve min.	0.75 mm ²
Conductor cross section stranded, with ferrule with plastic sleeve max.	10 mm ²
Conductor cross section AWG/kcmil min.	18
Conductor cross section AWG/kcmil max	4
2 conductors with same cross section, stranded, TWIN ferrules with plastic sleeve, min.	0.75 mm ²
2 conductors with same cross section, stranded, TWIN ferrules with plastic sleeve, max.	4 mm ²
Minimum AWG according to UL/CUL	18
Maximum AWG according to UL/CUL	6

Classifications

eCl@ss

eCl@ss 4.0	27141131
eCl@ss 4.1	27141131
eCl@ss 5.0	27141134
eCl@ss 5.1	27141190
eCl@ss 6.0	27261101
eCl@ss 7.0	27440401
eCl@ss 8.0	27440401

ETIM

ETIM 3.0	EC001283
ETIM 4.0	EC002637
ETIM 5.0	EC002643

UNSPSC

UNSPSC 6.01	30211811
-------------	----------

PCB terminal block - PLH 16/ 1-10 - 1703995

Classifications

UNSPSC

UNSPSC 7.0901	39121410
UNSPSC 11	39121410
UNSPSC 12.01	39121410
UNSPSC 13.2	39121410

Approvals

Approvals


Approvals


UL Recognized / VDE Gutachten mit Fertigungsüberwachung / CCA / IECEE CB Scheme / GOST

Ex Approvals

Approvals submitted

Approval details


UL Recognized 			
	B	C	D
mm ² /AWG/kcmil	18-6	18-6	18-6
Nominal current I _N	51 A	51 A	10 A
Nominal voltage U _N	300 V	150 V	300 V

VDE Gutachten mit Fertigungsüberwachung 	
mm ² /AWG/kcmil	0.75-16
Nominal current I _N	76 A
Nominal voltage U _N	400 V

PCB terminal block - PLH 16/ 1-10 - 1703995

Approvals

CCA	
mm ² /AWG/kcmil	0.75-16
Nominal current I _N	76 A
Nominal voltage U _N	400 V

IECEE CB Scheme 	
mm ² /AWG/kcmil	0.75-16
Nominal current I _N	76 A
Nominal voltage U _N	400 V

GOST 	
--	--