LOADING PATTERN MATING SIDE

POS	01				05				10				15				20				25			
f	0	0	0	0	0	0	0	0	0	0	0				0	0	0	0	0	0	0	0	0	0
e	4	4	4	4	4	4	6	4	6	4	4				4	6	6	6	6	6	6	6	6	6
d	4	4	4	4	4	6	4	6	4	6	6				4	4	6	4	6	4	6	4	6	6
c	4	4	4	4	4	4	6	4	6	4	4				4	6	6	4	6	4	6	4	6	6
b	4	4	4	4	4	6	4	6	4	6	6				4	4	6	6	6	6	6	6	6	6
a	4	4	4	4	4	4	6	4	6	4	4				4	6	4	4	6	4	4	6	4	4
z	0	0	0	0	0	0	0	0	0	0	0				0	0	0	0	0	0	0	0	0	0

LOADED CONNECTOR ASSEMBLY
(FOR EXAMPLE)

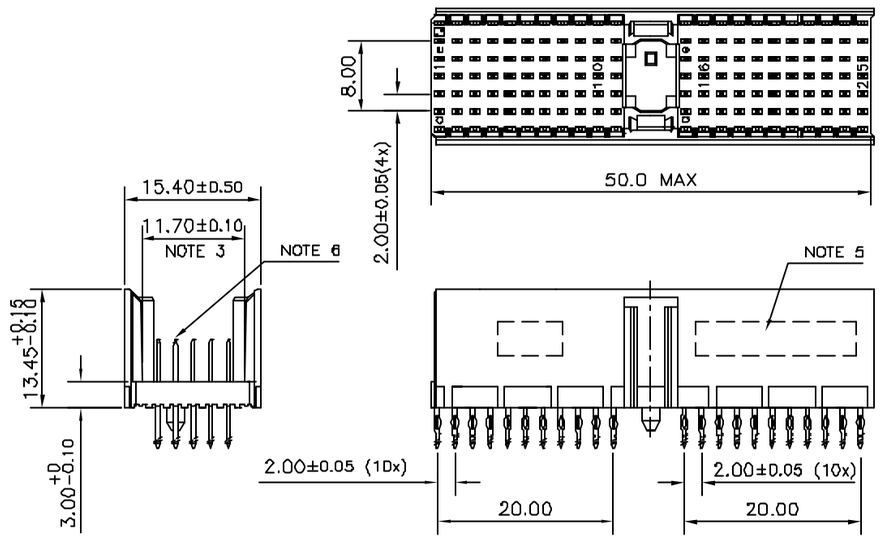

CONTACT OVERVIEW

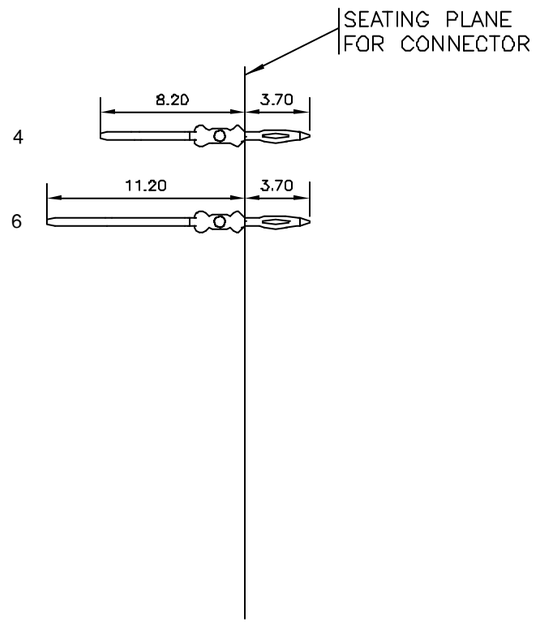

LAY-OUT P.C.B.-HOLE

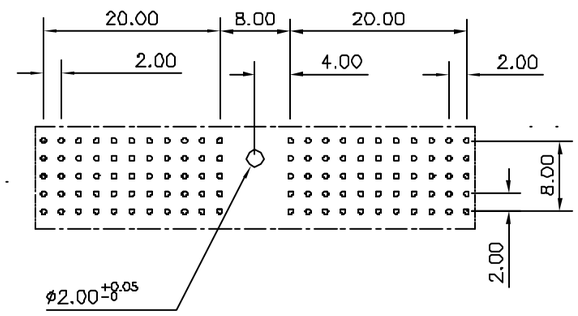

HM2P07PDH3K0-□-

LEAD FREE INDICATOR : LF = LEAD FREE
(DIGIT 15 & 16)

PLATING CODE (DIGIT 13 AND 14)
(REF DRW NO. BS,C , 201844 , 003)

NOTES

1. THIS PRODUCT IS CSA APPROVED.
2. THIS PRODUCT IS UL RECOGNIZED.
3. MEASURED AT THE BOTTOM.
4. MATERIAL CONTACT: PHOSPHORBRONZE
   HOUSING: CREAM WHITE GLASS FILLED POLYESTER UL-94V0
5. CONNECTOR PRINTED WITH P/N AND DATE CODE.
6. FOR ACTUAL CONTACT LOADINGS, SEE LOADING PATTERN MATING SIDE.
7. SHAPE OF CONNECTOR HOUSING CAN ALTER DEPENDING ON PRODUCTION LOCATION
8. THE PRODUCT (LF) MEETS EUROPEAN UNION DIRECTIVES AND OTHER COUNTRY REGULATIONS AS DESCRIBED IN GS-22-008
9. FOR RECOMMENDED PTH DIMENSIONS REFER DRAWING : BS, A , 201572 , 001

CATALOG NO: HM2P07PDH3K0- - - -

ltr	ecn no	dr	date
A	I06-0031	MINI	2006-03-15
B	I06-0141	MINI	2006-08-08

mat'l. code	SEE NOTE 4		
surface	ISO 1302		
tolerance	ISO 406 ISO 1101		
tolerances unless otherwise specified			
angles	0°±1°		
linear	.0±0.2		
	.00±0.1		
projection			
MM			
scale	—		
dr	MINI K VANDANATH	2006-03-15	
engr	BIJU K PAUL	2006-03-15	
chr	BIJU K PAUL	2006-08-08	
appd	BIJU K PAUL	2006-08-08	
sheet index	revision	B	
	sheet	1	

product family: MILLIPACS

title: MPACS 5+2R STR HDR PF CONN TYPE A

dwg no: BS, C ,203028, 691

sheet 1 of 1

size: A3

type: Product Customer Drawing

form: A3

FCIconnect.com
Copyright FCI