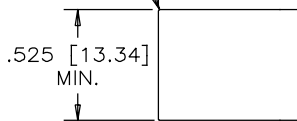


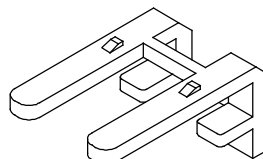
TOP VIEW



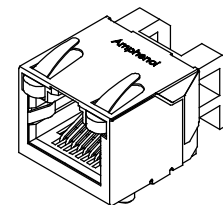
R.010 [R0.25] MAX. TYP. .665 [16.89] MIN.



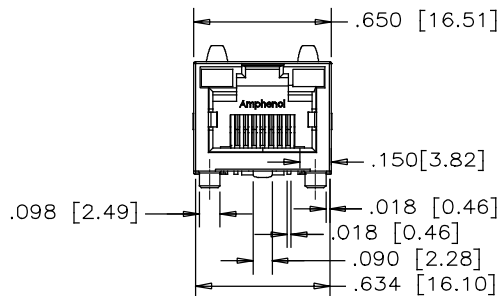
RECOMMENDED PANEL CUTOUT



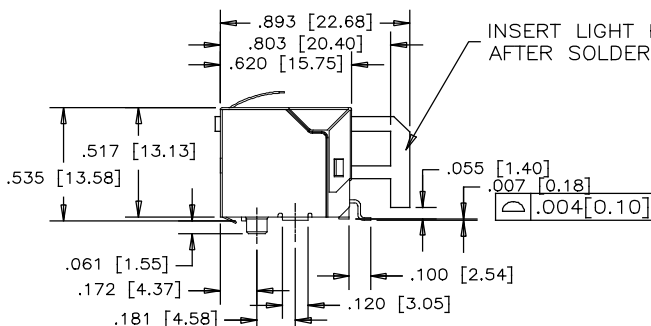
LIGHT PIPE



FINISH CONNECTOR

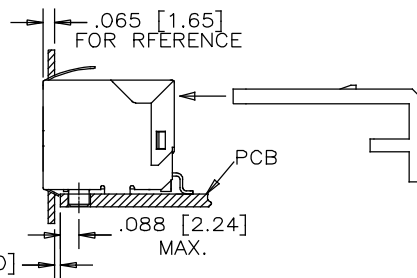


FRONT VIEW

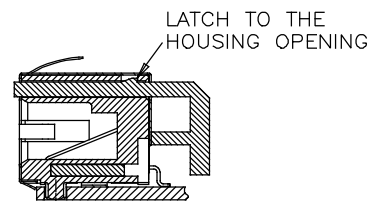


SIDE VIEW

INSERT LIGHT PIPE AFTER SOLDER REFLOW



FOR REFERENCE



AFTER SOLDER REFLOW, LOAD LIGHT PIPE THROUGH THE CONNECTOR REAR ACCESS IN THE DIRECTION AS SHOWN

MATERIALS:

PLASTIC HOUSING: HIGH TEMPERATURE ENGINEERING THERMOPLASTIC  
FLAMMABILITY RATING UL 94V-0

CONTACTS:

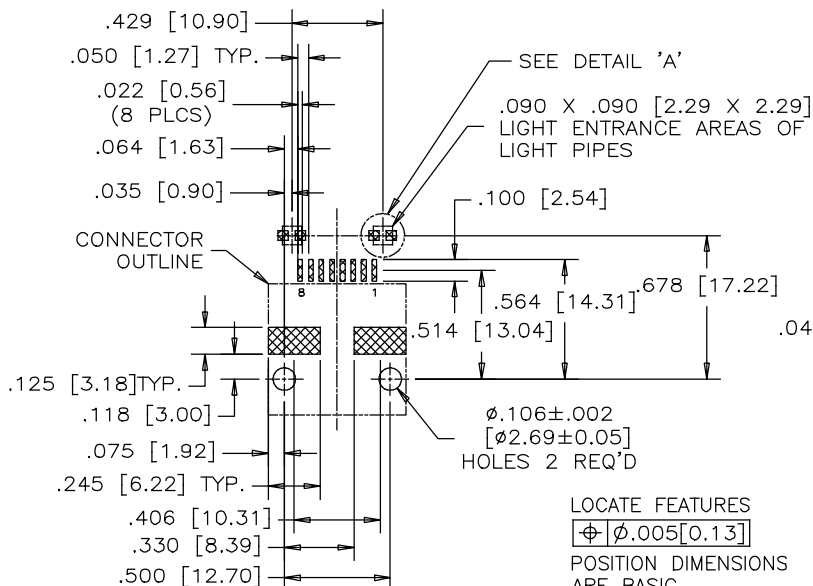
PHOSPHOR BRONZE  
PLATING: 20 μ" [0.51 MICRONS] MIN. GOLD ON MATING SURFACES.  
50 μ" [1.27 MICRONS] MIN. NICKEL UNDERPLATE.  
100 μ" [2.54 MICRONS] MIN. MATTE TIN ON CONTACT TAILS.

SHIELD:

COPPER ALLOY  
PLATING: NICKEL

LIGHT PIPE:

CLEAR POLYCARBONATE  
FLAMMABILITY RATING UL 94V-0

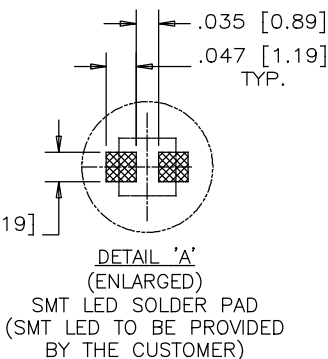


RECOMMENDED P.C.B. LAYOUT  
(COMPONENT SIDE OF BOARD)

LOCATE FEATURES

⊕ ⌀.005 [0.13]

POSITION DIMENSIONS  
ARE BASIC



DETAIL 'A'  
(ENLARGED)

SMT LED SOLDER PAD  
(SMT LED TO BE PROVIDED  
BY THE CUSTOMER)

PART NUMBER: RJ SSE-5381

|          |                               |                    |
|----------|-------------------------------|--------------------|
| MATERIAL | DRAWN PWANG                   | DATE 05/07/06      |
|          | DESIGNED                      |                    |
| FINISH   | CHECKED L.CHAN                | 05/07/06           |
|          | I. E. APPRD.                  |                    |
|          | Q. A. APPRD.                  |                    |
|          | DWG. APPRD.                   |                    |
|          | ENG. REL. NO. EAR12781        |                    |
|          | REF.                          |                    |
|          | DIMENSIONS ARE IN INCHES [mm] | CODE ID. NO. 03554 |

|                                                                                                   |                          |             |
|---------------------------------------------------------------------------------------------------|--------------------------|-------------|
| Amphenol Canada Corp.                                                                             |                          |             |
| TITLE SURFACE MOUNT, RJ45<br>8 POSITION, 8 CONTACTS, SHIELD,<br>WITH LIGHT PIPES - RoHS COMPLIANT |                          |             |
| DWG. C                                                                                            | DRAWING NO. P-RJSSE-5381 | REV. E      |
| SCALE 2:1                                                                                         | WT. _____                | SURF. _____ |
| SHEET 1 OF 1                                                                                      |                          |             |

THIS DOCUMENT CONTAINS PROPRIETARY INFORMATION AND SUCH INFORMATION MAY NOT BE DISCLOSED TO OTHERS FOR ANY PURPOSE OR USED FOR MANUFACTURING PURPOSES WITHOUT WRITTEN PERMISSION FROM AMPHENOL CANADA CORP.