



Main

| | |
|-------------------------------|----------------------------------|
| Range of Product | Harmony Electromechanical Relays |
| Series name | Interface relay |
| Product or Component Type | Plug-in relay |
| Device short name | RXG |
| Contacts type and composition | 2 C/O |

Complementary

| | |
|--|---|
| Contacts material | Silver alloy (AgSnO ₂ In ₂ O ₃) |
| Maximum contact resistance | 100 mOhm |
| [I _{th}] conventional enclosed thermal current | 5 A -40...131 °F (-40...55 °C) |
| [I _e] rated operational current | 5 A 30 V DC) UL 5 A 30 V DC) IEC 5 A 250 V AC) IEC 5 A 250 V AC) UL |
| Maximum switching voltage | 250 V AC 30 V DC |
| Load current | 5 A 250 V AC |
| Maximum switching capacity | 1250 VA |
| Minimum switching capacity | 50 mW at 10 mA, 5 V DC |
| Operating rate | <= 1800 cycles/hour under load <= 18000 cycles/hour no-load |
| Utilisation coefficient | 20 % |
| Mechanical durability | 10000000 cycles |
| Electrical durability | 100000 Cycles NO resistive at 55 °C 100000 cycles NC resistive at 55 °C |
| [U _i] rated insulation voltage | 250 V IEC 300 V CSA 300 V UL |
| [U _{imp}] rated impulse withstand voltage | 6 kV 1.2/50 μs |
| Dielectric strength | 1000 V AC between contacts with micro disconnection 5000 V AC between coil and contact with reinforced insulation 3000 V AC between poles with basic insulation |
| Coil resistance | 6300 Ohm +/- 10 % |
| Insulation resistance | 1000 MOhm at 500 V DC |
| Test levels | Level A |
| Mounting position | Any position |
| Average consumption in VA | 0.82 VA 60 Hz |
| Drop-out voltage threshold | >= 0.3 U _c AC |
| Control circuit voltage limits | 0.8...1.1 U _c AC |
| Coil insulation class | Class F |
| Operate time | 20 ms |
| Release time | 20 ms |
| [U _c] control circuit voltage | 120 V AC 50/60 Hz |
| Safety reliability data | B10d = 100000 |

| | |
|---------------------|------------------------|
| Colour of cover | Transparent |
| Torque Value | 7.08 lbf.in (0.8 N.m) |
| Net Weight | 0.04 lb(US) (0.019 kg) |
| Device presentation | Complete product |

Environment

| | |
|---------------------------------------|--|
| Vibration resistance | 3 gn +/- 0.75 mm 10...150 Hz)in operation 5 gn +/- 0.75 mm 10...150 Hz)not in operation |
| IP Degree of Protection | IP40 |
| Shock resistance | 20 gn in operation 100 gn not in operation |
| Protection category | RT I |
| Standards | UL 508 IEC 61810-1 CSA C22.2 No 14 |
| Product Certifications | EAC CSA CE UL DNV-GL |
| Pollution degree | 2 |
| Overvoltage category | III |
| Ambient Air Temperature for Storage | -40...185 °F (-40...85 °C) |
| Ambient air temperature for operation | -40...158 °F (-40...70 °C) |
| Relative humidity | 10...85 % |

Ordering and shipping details

| | |
|-----------------------|-------------------------------|
| Category | 21127 - ZELIO ICE CUBE RELAYS |
| Discount Schedule | CP2 |
| GTIN | 3606480689345 |
| Nbr. of units in pkg. | 1 |
| Package weight(Lbs) | 7.72 oz (219 g) |
| Returnability | Yes |
| Country of origin | CN |

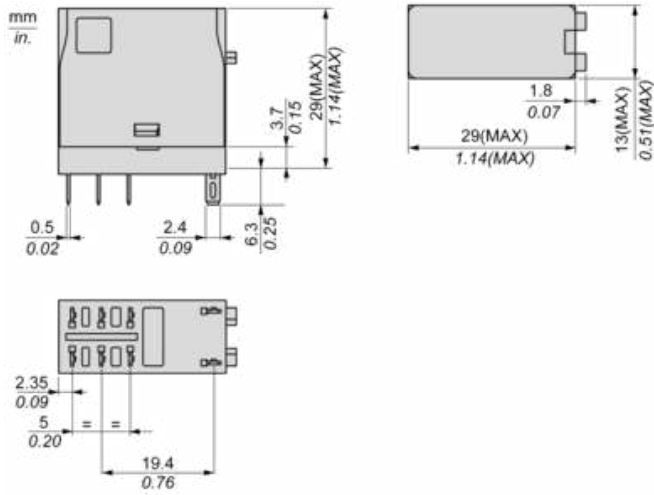
Packing Units

| | |
|------------------------------|-------------------------|
| Unit Type of Package 1 | PCE |
| Package 1 Height | 1.36 in (34.5 mm) |
| Package 1 width | 3.64 in (92.5 mm) |
| Package 1 Length | 3.39 in (86 mm) |
| Unit Type of Package 2 | BB1 |
| Number of Units in Package 2 | 10 |
| Package 2 Weight | 7.69 oz (218 g) |
| Package 2 Height | 1.34 in (3.4 cm) |
| Package 2 width | 2.95 in (7.5 cm) |
| Package 2 Length | 3.23 in (8.2 cm) |
| Unit Type of Package 3 | S01 |
| Number of Units in Package 3 | 240 |
| Package 3 Weight | 12.03 lb(US) (5.457 kg) |
| Package 3 Height | 5.91 in (15 cm) |
| Package 3 width | 5.91 in (15 cm) |
| Package 3 Length | 15.75 in (40 cm) |

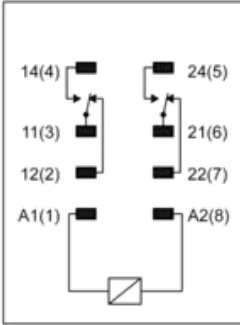
Offer Sustainability

| | |
|----------------------------|--|
| Sustainable offer status | Green Premium product |
| California proposition 65 | WARNING: This product can expose you to chemicals including: Nickel compounds, which is known to the State of California to cause cancer, and Di-isodecyl phthalate (DIDP), which is known to the State of California to cause birth defects or other reproductive harm. For more information go to www.P65Warnings.ca.gov |
| REACH Regulation | REACH Declaration |
| REACH free of SVHC | Yes |
| EU RoHS Directive | Pro-active compliance (Product out of EU RoHS legal scope) EU RoHS Declaration |
| Toxic heavy metal free | Yes |
| Mercury free | Yes |
| RoHS exemption information | Yes |
| China RoHS Regulation | China RoHS Declaration |
| Environmental Disclosure | Product Environmental Profile |

Dimensions

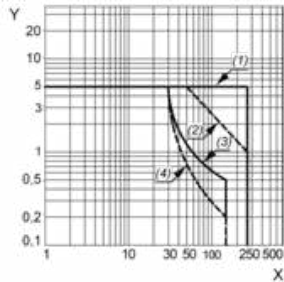


Wiring Diagram



Performance Curves

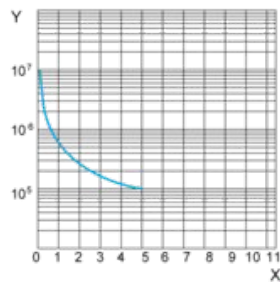
Maximum Switching Capacity



- X : Switching voltage (V)
- Y : Switching current (A)
- (1) AC Resistive Load
- (2) AC Inductive Load $\cos(\phi)=0.4$
- (3) DC Resistive Load
- (4) DC Inductive Load ($L/R=7\text{ms}$)

Life Expectancy

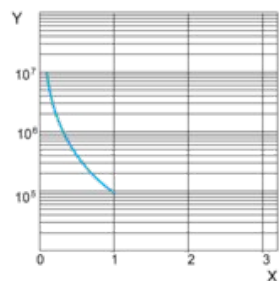
Resistive Load



- X : Contact Current (A)
- Y : Operating Cycle Number

Life Expectancy

Inductive Load

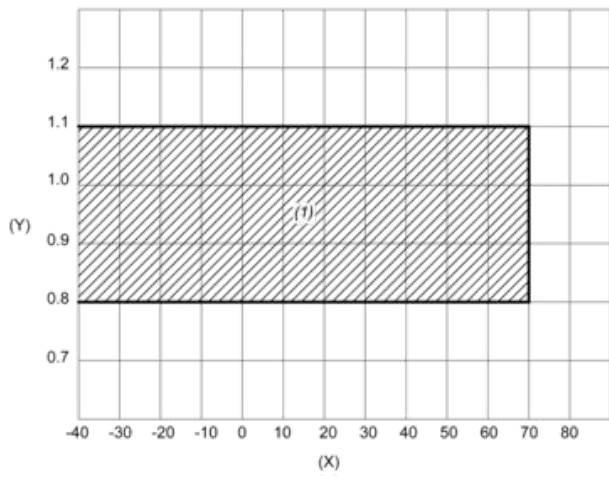


- X : Contact Current (A)
- Y : Operating Cycle Number

NOTE: These are typical curves, actual durability depends on load, environment, duty cycle, etc.

Coil Operating Range

AC Coil Operating Range VS Ambient Temperature



X : Ambient temperature (°C)

Y : Coil voltage (U/Uc)

(1) Permitted operating range area