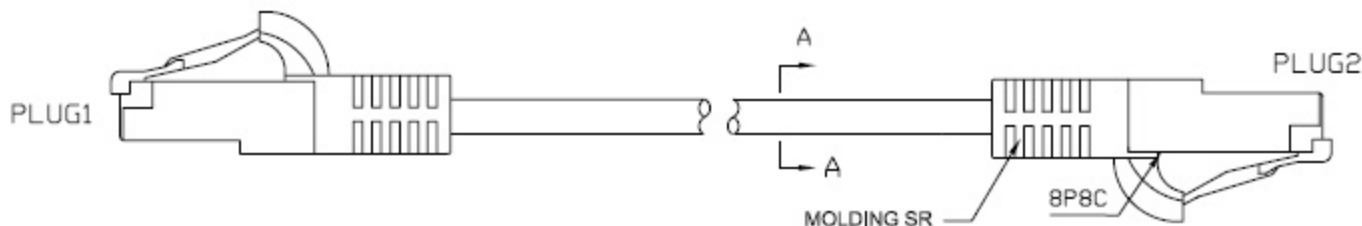
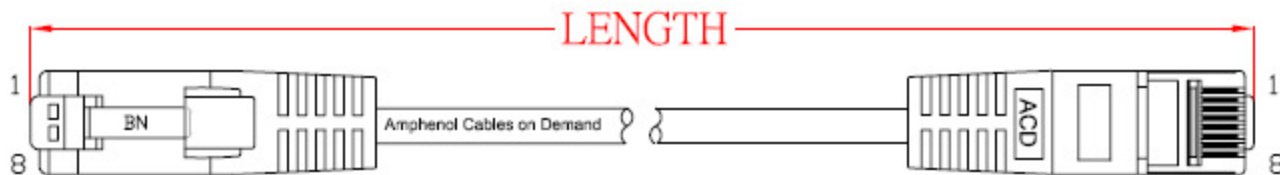


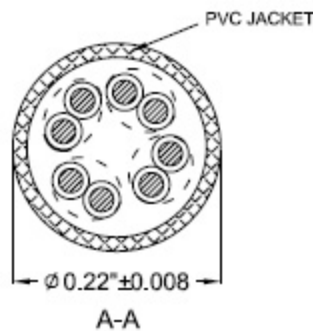
THE INFORMATION CONTAINED IN THIS DRAWING IS THE SOLE PROPERTY OF AMPHENOL CABLES ON DEMAND. ANY REPRODUCTION OR DISCLOSURE, IN PART OR WHOLE, WITHOUT THE EXPRESS WRITTEN PERMISSION OF AMPHENOL CABLES ON DEMAND IS PROHIBITED.

REV.	DESCRIPTION	DATE	APPROVED
A	NEW RELEASE	31/07/06	
A1	Change Part Number	21/11/06	
A2	CHANGE FROM BOOT TO MOLDING	03/03/07	



LENGTH & P/N Table

LENGTH	P/N	Cable Color
3FT ±1 Inch	MP-5ERJ45UNNK-003	BLACK
5FT ±2 Inch	MP-5ERJ45UNNK-005	BLACK
7FT ±2 Inch	MP-5ERJ45UNNK-007	BLACK
10FT ±3 Inch	MP-5ERJ45UNNK-010	BLACK
14FT ±3 Inch	MP-5ERJ45UNNK-014	BLACK
25FT ±4 Inch	MP-5ERJ45UNNK-025	BLACK
50FT ±8 Inch	MP-5ERJ45UNNK-050	BLACK
75FT ±8 Inch	MP-5ERJ45UNNK-075	BLACK
100FT ±8 Inch	MP-5ERJ45UNNK-100	BLACK



PIN OUT: T568B

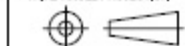
PLUG 1	PLUG 2	COLOR
PIN 1	PIN 1	WHITE/ORANGE
PIN 2	PIN 2	ORANGE
PIN 3	PIN 3	WHITE/GREEN
PIN 4	PIN 4	BLUE
PIN 5	PIN 5	WHITE/BLUE
PIN 6	PIN 6	GREEN
PIN 7	PIN 7	WHITE/BROWN
PIN 8	PIN 8	BROWN



UNLESS OTHERWISE SPECIFIED
DIMENSIONS ARE IN INCHES
TOLERANCES ARE:

DECIMALS	ANGLES
X	±X°
XX	±XX'
XXX	±XXX"

THIRD ANGLE PROJECTION



APP. NO.	
APPROVED	DATE
DRAWN LF	03/03/07
CHECKED BA	03/03/07
RESP. ENGR.	
MFG. ENGR.	

Amphenol Cables on Demand

20 VALLEY ST. ENICOTT, NY 13760

ASM CBL RJ45/RJ45 CAT.5E
4PR PATCH CORDS

SIZE	REV.	PART NO.	REV.
A	A2	MP-5ERJ45UNNK-XXX	A2

NOTES: UNLESS OTHERWISE SPECIFIED

SCALE SHEET OF