



2 Watt RF Load with Chain Up to 6 GHz with 4.3-10 Male

RF Terminations Technical Data Sheet

PE6TR1046

Features

- 50 Ohm RF Load
- DC to 6 GHz Frequency Range
- VSWR 1.15:1 Max
- Max Power 2 Watt (CW)
- 4.3-10 Male Coaxial Interface
- Chain

Applications

- Wireless
- Radar Systems
- Commercial and Military Communication
- SatCom
- Test and Measurement

Description

RF termination (also called RF load or dummy load) PE6TR1046 from Pasternack operates from DC to 6 GHz and handles up to 2 Watt (CW). This 4.3-10 termination (or load) is a 50 Ohm impedance and has a Male gender. PE6TR1046 50 Ohm 4.3-10 load termination offers 1.15:1 max VSWR. RF terminations / loads are critical passive components in many RF, microwave and millimeter wave systems where signal reflection from unused ports can reduce the signal integrity can potentially damage the device. By terminating an unused port with a matched load (dummy load), the incident energy will be absorbed with minimal reflection. These radio frequency termination components are commonly used to terminate devices such as couplers, circulators, and switches. Loads / terminations are also widely used in measurement systems to ensure accurate results. Pasternack offers a large selection of in-stock RF, microwave and millimeter wave terminations up to 65 GHz with great performance over the entire operating range and with power handling capabilities up to 800 Watts (CW).

Electrical Specifications

Description	Minimum	Typical	Maximum	Units
Frequency Range	DC		6	GHz
Impedance		50 ±5 %		Ohms
VSWR			1.15:1	
Input Power (CW)			2	Watts
Input Power (Peak) 1 μsec PW, 1% DC			500	Watts

Mechanical Specifications

Configuration

Connector	4.3-10 Male
Connector Specification	IEC 60169-54

Click the following link (or enter part number in "SEARCH" on website) to obtain additional part information including price, inventory and certifications: [2 Watt RF Load with Chain Up to 6 GHz with 4.3-10 Male PE6TR1046](#)



2 Watt RF Load with Chain Up to 6 GHz with 4.3-10 Male

RF Terminations Technical Data Sheet

PE6TR1046

Material Specifications

Description	Material	Plating
Connector 1 Contact	Beryllium Copper	Gold
Insulation	PTFE	
Body	Brass	Nickel

Environmental Specifications

Temperature

Operating Range

-40 to +85 deg C

Storage Range

-40 to +85 deg C

Ingress Protection (IP) Rating

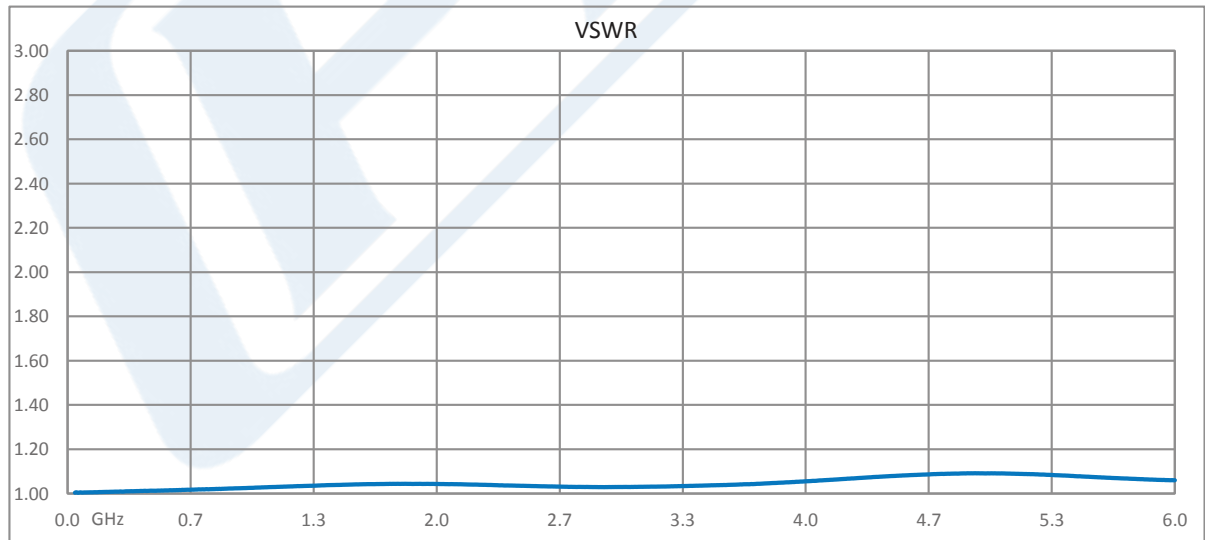
IP67

Compliance Certifications (see [product page](#) for current document)

Plotted and Other Data

Notes:

Typical Performance Data



Click the following link (or enter part number in "SEARCH" on website) to obtain additional part information including price, inventory and certifications: [2 Watt RF Load with Chain Up to 6 GHz with 4.3-10 Male PE6TR1046](#)

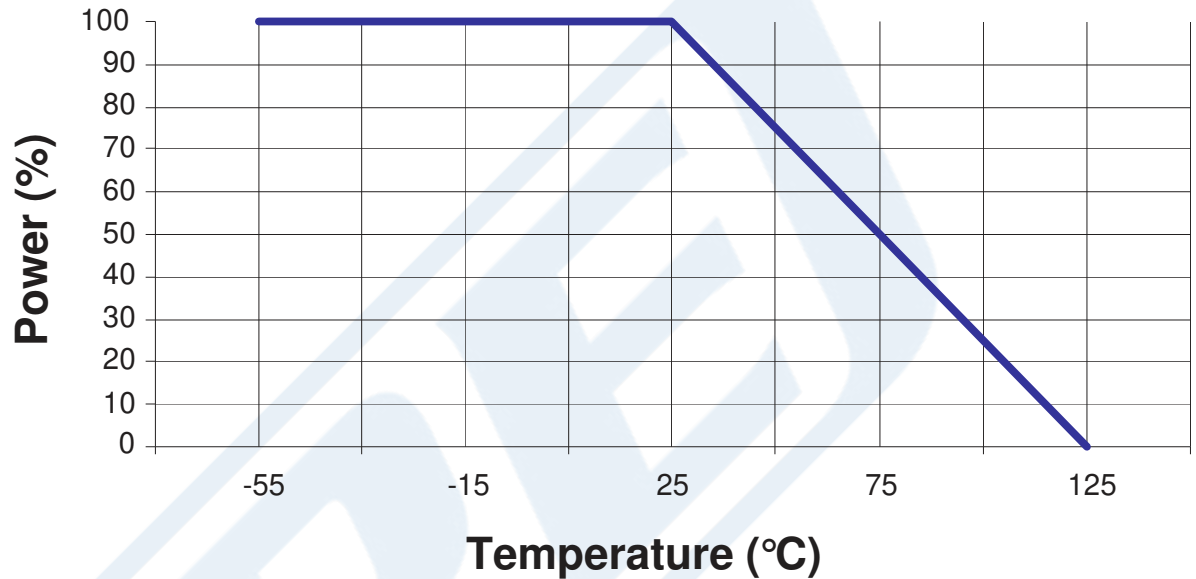


2 Watt RF Load with Chain Up to 6 GHz with 4.3-10 Male

RF Terminations Technical Data Sheet

PE6TR1046

Power derating Vs. temperature



2 Watt RF Load with Chain Up to 6 GHz with 4.3-10 Male from Pasternack Enterprises has same day shipment for domestic and International orders. Our RF, microwave and millimeter wave products maintain a 99.4% availability and are part of the broadest selection in the industry.

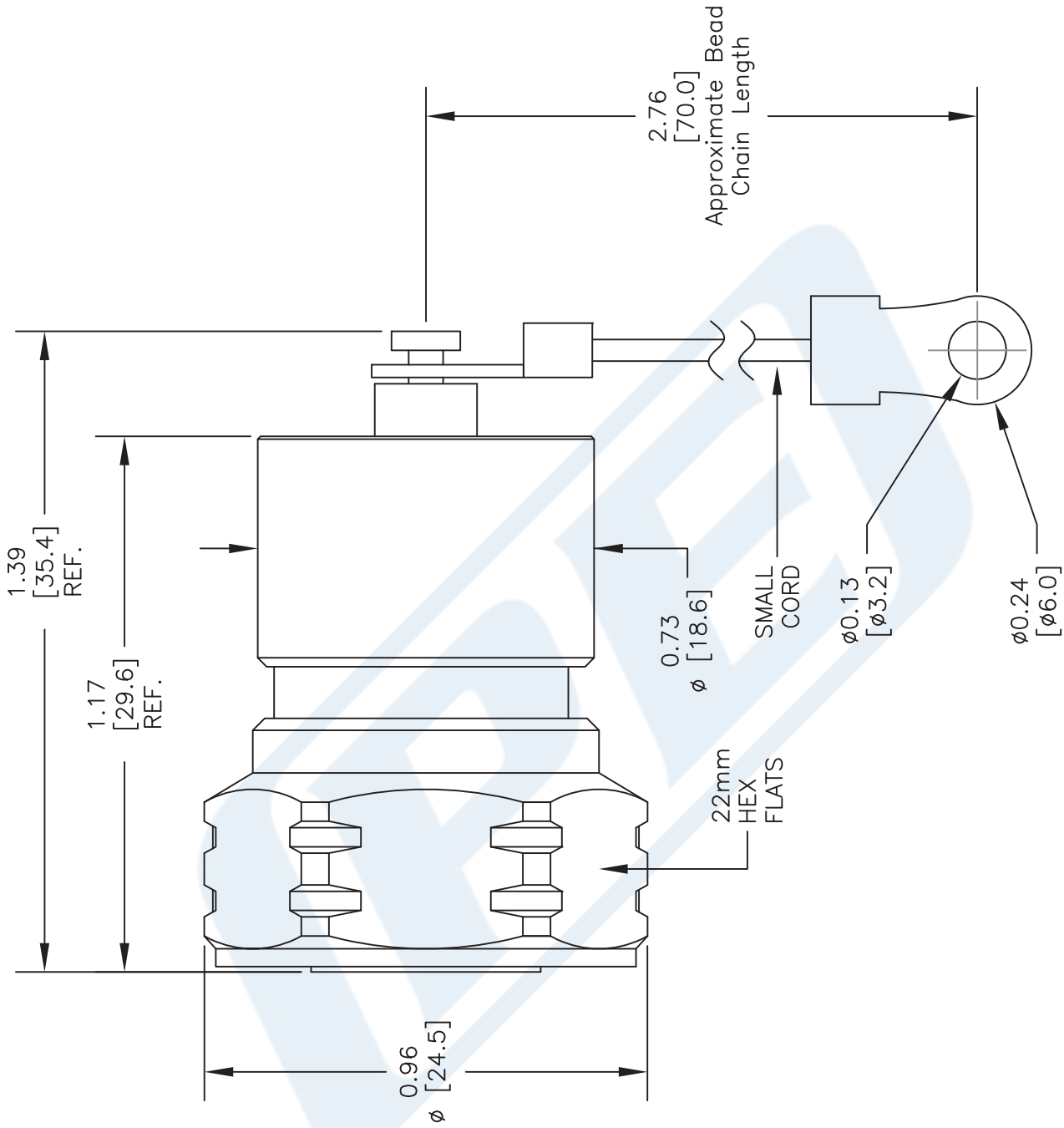
Click the following link (or enter part number in "SEARCH" on website) to obtain additional part information including price, inventory and certifications: [2 Watt RF Load with Chain Up to 6 GHz with 4.3-10 Male PE6TR1046](#)

URL: <https://www.pasternack.com/2-watts-4.3-10-male-rf-load-6-ghz-pe6tr1046-p.aspx>

The information contained in this document is accurate to the best of our knowledge and representative of the part described herein. It may be necessary to make modifications to the part and/or the documentation of the part, in order to implement improvements. Pasternack reserves the right to make such changes as required. Unless otherwise stated, all specifications are nominal. Pasternack does not make any representation or warranty regarding the suitability of the part described herein for any particular purpose, and Pasternack does not assume any liability arising out of the use of any part or documentation.

PE6TR1046 CAD Drawing

2 Watt RF Load with Chain Up to 6 GHz with 4.3-10 Male



STANDARD TOLERANCES

.X ±0.2
.XX ±0.1
.XXX ±0.05

*STANDARD TOLERANCES APPLY ONLY TO DIMENSIONS IN INCHES

DWG TITLE

PE6TR1046

NOTES:
1. UNLESS OTHERWISE SPECIFIED ALL DIMENSIONS ARE NOMINAL.
2. ALL SPECIFICATIONS ARE SUBJECT TO CHANGE WITHOUT NOTICE AT ANY TIME.
3. DIMENSIONS ARE IN INCHES [mm].

PE PASTERNAK®
THE ENGINEER'S RF SOURCE
Pasternack Enterprises, Inc.
P.O. Box 16759 | Irvine | CA | 92623
Phone: (949) 261-1920 | Fax: (949) 261-7451
Website: www.pasternack.com | E-Mail: sales@pasternack.com

CAGE CODE 53919

CAD FILE 052617

SCALE N/A

SIZE A

2233