

## Plug - PP-H 2,5/14 - 3209992

Please be informed that the data shown in this PDF Document is generated from our Online Catalog. Please find the complete data in the user's documentation. Our General Terms of Use for Downloads are valid (<http://download.phoenixcontact.com>)



Plug, Connection method: Push-in connection, Number of positions: 14, Cross section: 0.14 mm<sup>2</sup> - 4 mm<sup>2</sup>, AWG: 26 - 12, Width: 72.8 mm, Height: 39 mm, Color: gray

The illustration shows 6-position versions

### Product Features

- Large-surface labeling option
- The Push-in technology COMBI plugs for self-assembly provide solutions that users can implement themselves
- Tested for railway applications



### Key commercial data

Packing unit	1 1
Custom tariff number	39269097
Country of origin	Poland

### Technical data

#### General

Number of levels	1
Number of connections	1
Color	gray
Insulating material	PA
Inflammability class according to UL 94	V0
Area of application	Railway industry
	Mechanical engineering
	Plant engineering
Maximum load current	24 A (with 2.5 mm <sup>2</sup> conductor cross section)
Rated surge voltage	6 kV
Pollution degree	3

# Plug - PP-H 2,5/14 - 3209992

## Technical data

### General

Surge voltage category	III
Insulating material group	I
Connection in acc. with standard	IEC 61984
Nominal current $I_N$	24 A
Nominal voltage $U_N$	500 V
Open side panel	nein
Number of positions	14

### Dimensions

Width	72.8 mm
Length	15.8 mm
Height	39 mm

### Connection data

Conductor cross section solid min.	0.14 mm <sup>2</sup>
Conductor cross section solid max.	4 mm <sup>2</sup>
Conductor cross section AWG/kcmil min.	26
Conductor cross section AWG/kcmil max.	12
Conductor cross section stranded min.	0.14 mm <sup>2</sup>
Conductor cross section stranded max.	2.5 mm <sup>2</sup>
Min. AWG conductor cross section, stranded	26
Max. AWG conductor cross section, stranded	14
Conductor cross section stranded, with ferrule without plastic sleeve min.	0.14 mm <sup>2</sup>
Conductor cross section stranded, with ferrule without plastic sleeve max.	2.5 mm <sup>2</sup>
Conductor cross section stranded, with ferrule with plastic sleeve min.	0.14 mm <sup>2</sup>
Conductor cross section stranded, with ferrule with plastic sleeve max.	2.5 mm <sup>2</sup>
2 conductors with same cross section, stranded, TWIN ferrules with plastic sleeve, max.	0.5 mm <sup>2</sup>
Connection method	Push-in connection
Stripping length	10 mm
Internal cylindrical gage	A3

## Classifications

### eCl@ss

eCl@ss 4.0	272607xx
eCl@ss 4.1	27260701
eCl@ss 5.0	27260701

# Plug - PP-H 2,5/14 - 3209992

## Classifications

### eCl@ss

eCl@ss 5.1	27260701
eCl@ss 6.0	27141151
eCl@ss 7.0	27141151
eCl@ss 8.0	27141151

### ETIM

ETIM 2.0	EC000897
ETIM 3.0	EC000897
ETIM 4.0	EC002021
ETIM 5.0	EC002021

### UNSPSC

UNSPSC 6.01	30211802
UNSPSC 7.0901	39121402
UNSPSC 11	39121402
UNSPSC 12.01	39121402
UNSPSC 13.2	39121402

## Approvals

### Approvals


#### Approvals

CSA / LR / GL / RS / ABS / NK / UL Recognized / cUL Recognized / BV / cULus Recognized

#### Ex Approvals

#### Approvals submitted

### Approval details

	B	C
	mm <sup>2</sup> /AWG/kcmil	26-12

## Plug - PP-H 2,5/14 - 3209992

### Approvals

	B	C
Nominal current I <sub>N</sub>	20 A	20 A
Nominal voltage U <sub>N</sub>	300 V	300 V


LR

GL


RS

ABS

NK


UL Recognized 

	B	C
mm <sup>2</sup> /AWG/kcmil	26-12	26-12
Nominal current I <sub>N</sub>	20 A	20 A
Nominal voltage U <sub>N</sub>	300 V	300 V

cUL Recognized 

	B	C
mm <sup>2</sup> /AWG/kcmil	26-12	26-12
Nominal current I <sub>N</sub>	20 A	20 A
Nominal voltage U <sub>N</sub>	300 V	300 V

BV

cULus Recognized 

### Accessories

Accessories

## Plug - PP-H 2,5/14 - 3209992

### Accessories

#### Cable housing

Cable housing - PH 2,5/ 2 - 3209691



Cable housing, Length: 19.9 mm, Width: 10.4 mm, Height: 36.8 mm, Number of positions: 2, Color: gray

---

Cable housing - PH 2,5/ 3 - 3209701



Cable housing, Length: 19.9 mm, Width: 15.6 mm, Height: 36.8 mm, Number of positions: 3, Color: gray

---

Cable housing - PH 2,5/ 4 - 3209714



Cable housing, Length: 19.9 mm, Width: 20.8 mm, Height: 36.8 mm, Number of positions: 4, Color: gray

---

Cable housing - PH 2,5/ 5 - 3209727



Cable housing, Length: 19.9 mm, Width: 26 mm, Height: 36.8 mm, Number of positions: 5, Color: gray

---

Cable housing - PH 2,5/ 6 - 3209730



Cable housing, Length: 19.9 mm, Width: 31.2 mm, Height: 36.8 mm, Number of positions: 6, Color: gray

---

## Plug - PP-H 2,5/14 - 3209992

### Accessories

Cable housing - PH 2,5/ 7 - 3209743



Cable housing, Length: 19.9 mm, Width: 36.4 mm, Height: 36.8 mm, Number of positions: 7, Color: gray

---

Cable housing - PH 2,5/ 8 - 3209756



Cable housing, Length: 19.9 mm, Width: 41.6 mm, Height: 36.8 mm, Number of positions: 8, Color: gray

---

Cable housing - PH 2,5/ 9 - 3209507



Cable housing, Length: 19.9 mm, Width: 46.8 mm, Height: 36.8 mm, Number of positions: 9, Color: gray

---

Cable housing - PH 2,5/10 - 3209769



Cable housing, Length: 19.9 mm, Width: 52 mm, Height: 36.8 mm, Number of positions: 10, Color: gray

---

Cable housing - PH 2,5/11 - 3209772



Cable housing, Length: 19.9 mm, Width: 57.2 mm, Height: 36.8 mm, Number of positions: 11, Color: gray

---

## Plug - PP-H 2,5/14 - 3209992

### Accessories

Cable housing - PH 2,5/12 - 3209785



Cable housing, Length: 19.9 mm, Width: 62.4 mm, Height: 36.8 mm, Number of positions: 12, Color: gray

---

Cable housing - PH 2,5/13 - 3209798



Cable housing, Length: 19.9 mm, Width: 67.6 mm, Height: 36.8 mm, Number of positions: 13, Color: gray

---

Cable housing - PH 2,5/14 - 3209808



Cable housing, Length: 19.9 mm, Width: 72.8 mm, Height: 36.8 mm, Number of positions: 14, Color: gray

---

Cable housing - PH 2,5/15 - 3209811



Cable housing, Length: 19.9 mm, Width: 78 mm, Height: 36.8 mm, Number of positions: 15, Color: gray

---

### End cover

Flange cover - DF-SP-H 2,5 - 3209824



Flange cover, Length: 35.8 mm, Width: 4.5 mm, Height: 24.7 mm, Color: gray

---

## Plug - PP-H 2,5/14 - 3209992

### Accessories

#### Flange

Flange cover - DFS-SP-H 2,5 - 3061431



Flange cover, Length: 35.8 mm, Width: 4.5 mm, Height: 24.7 mm, Color: gray

---

#### Insulating sleeve

Insulating sleeve - MPS-IH WH - 0201663



Insulating sleeve, Color: white

---

Insulating sleeve - MPS-IH RD - 0201676



Insulating sleeve, Color: red

---

Insulating sleeve - MPS-IH BU - 0201689



Insulating sleeve, Color: blue

---

Insulating sleeve - MPS-IH YE - 0201692



Insulating sleeve, Color: yellow



## Plug - PP-H 2,5/14 - 3209992

### Accessories

---

Insulating sleeve - MPS-IH GN - 0201702



Insulating sleeve, Color: green

---

Insulating sleeve - MPS-IH GY - 0201728



Insulating sleeve, Color: gray

---

Insulating sleeve - MPS-IH BK - 0201731



Insulating sleeve, Color: black

---

Insulation stop sleeve - ISH 2,5/0,2 - 3002843



Insulation stop sleeve, Color: white

---

Insulation stop sleeve - ISH 2,5/0,5 - 3002856



Insulation stop sleeve, Color: gray

---

## Plug - PP-H 2,5/14 - 3209992

### Accessories

Insulation stop sleeve - ISH 2,5/1,0 - 3002869



Insulation stop sleeve, Color: black

---

### Mounting material

Latching - PR - 3040559



Latching, Number of positions: 1, Color: orange

---

Latching - PR/2 - 3040630



Latching, Number of positions: 2, Color: orange

---

Latching - PRZ - 3040614



Latching, Length: 3 mm, Width: 5.2 mm, Number of positions: 2, Color: orange

---

### Shield connection

Shield connection clamp - PSH 3- 6 - 3040591



Shield connection clamp, Color: black

## Plug - PP-H 2,5/14 - 3209992

### Accessories

---

Shield connection clamp - PSH 5-10 - 3040601



Shield connection clamp, Color: black

### Strain relief

Strain relief - PZ/4 - 3040643



Strain relief, Number of positions: 4, Color: black

### Test plug terminal block

Test plugs - MPS-MT - 0201744



Test plugs, Color: silver

### Drawings

Circuit diagram

