

PART NAME	LARGE NON-METALLIC ENCLOSURE (STYLE C)			PART No.	NBC-10342	NBC-10352	NBC-10372	REV. DATE	9-29-10
-----------	--	--	--	----------	-----------	-----------	-----------	-----------	---------

MATERIAL	FLAMMABILITY RATING	CONTINUOUS OPERATING TEMP.
ABS	UL94-HB	-40°C~+60°C/-40°F~140°F
ABS/PC BLEND	UL94-5VA	-40°C~+85°C/-40°F~185°F
PBT/PC BLEND	UL94-5VA + UV(f1)	-40°C~+75°C/-40°F~167°F

MATERIAL:
 LATCHES, HINGES & PANEL
 BRACKETS _____ NON-METALLIC
 WALL MOUNTING BRACKETS _____ STAINLESS STEEL

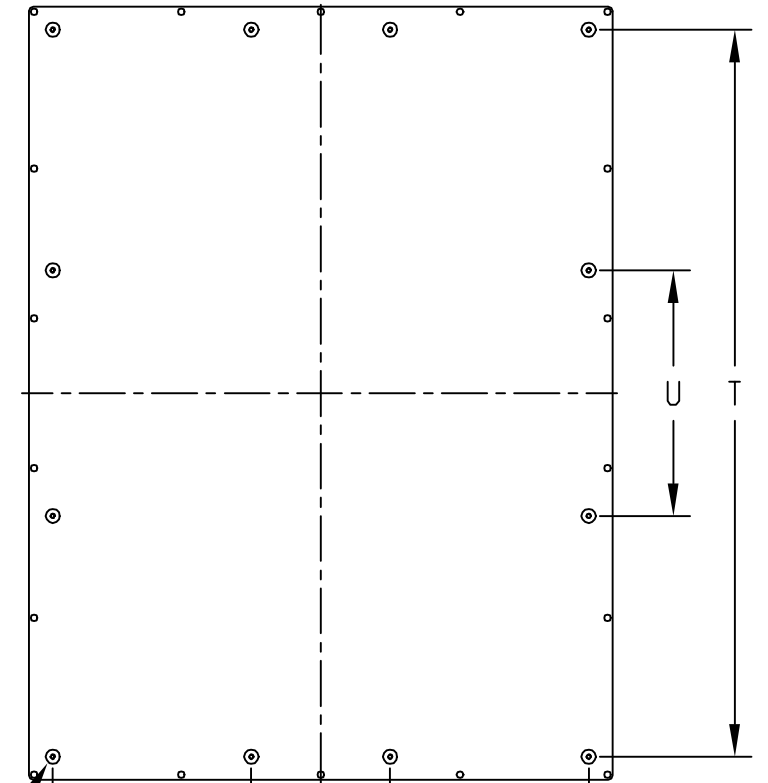
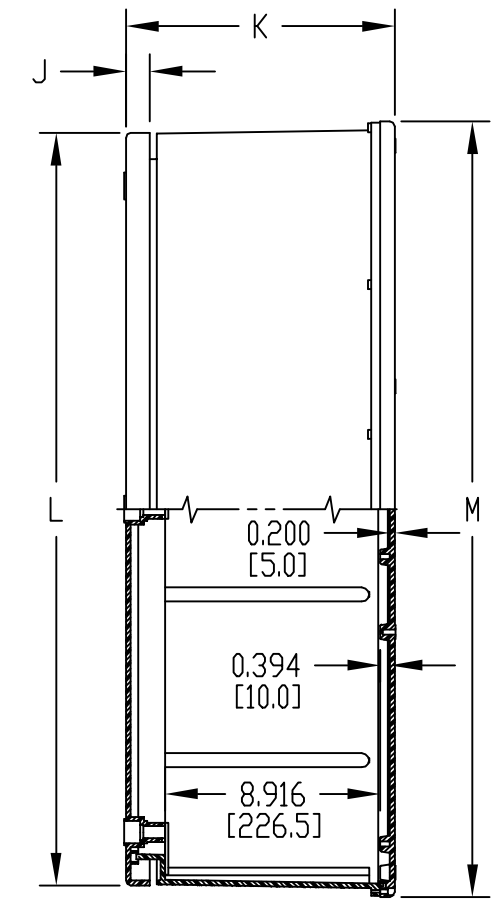
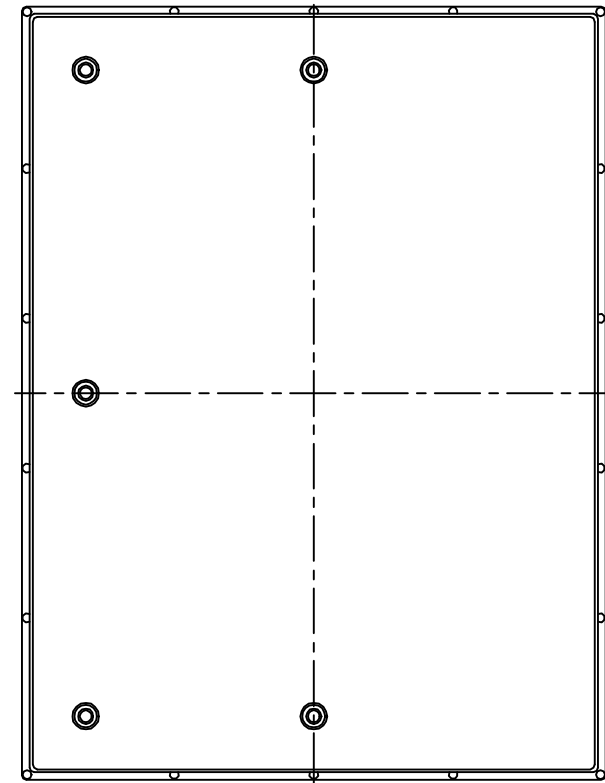
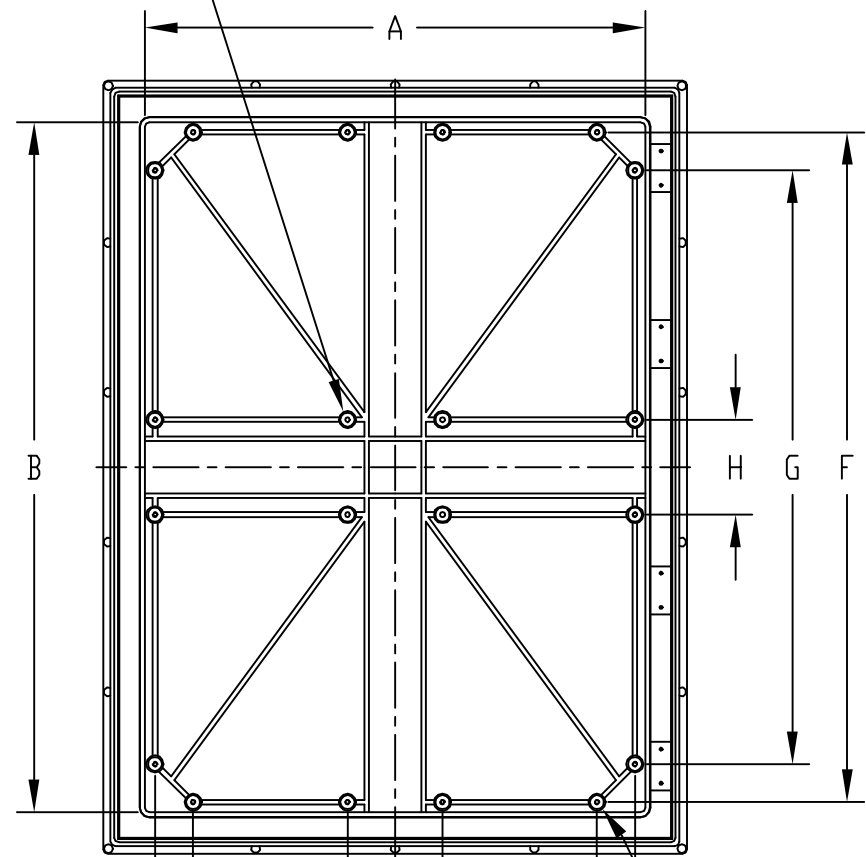
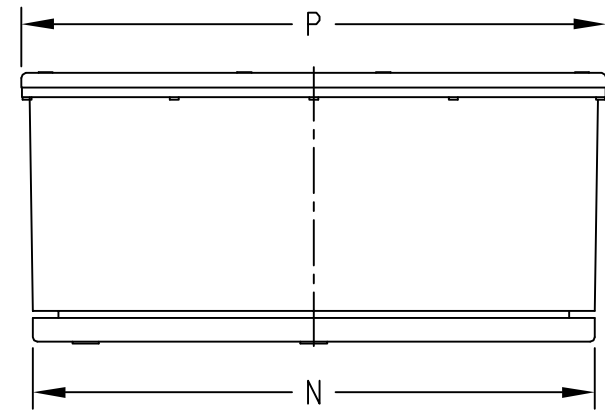
UNIT COMES COMPLETE WITH:
 (8) WALL MOUNTING BRACKETS
 (20) M5x0.8 x 10mm LG. TRUSS HD. MACHINE SCREWS
 (8) PANEL BRACKETS
 (8) M4 x 18mm LG. PAN HD. SELF-TAPPING SCREWS
 (1) T-HANDLE KEY & (2) DOOR KEYS

FINISH:
 BODY, DOOR, LATCHES, HINGES &
 PANEL BRACKETS _____ LIGHT GRAY

BOXES DESIGNED TO MEET STANDARDS:
 UL508 TYPE 1, 2, 4, 4X INDOOR, 12 & 13
 NEMA TYPE 1, 2, 4, 4X, 12 & 13
 AND IEC529-IP66

AIR AND MOISTURE VENTS,
 STAINLESS STEEL LOCKING HASP,
 & GALVANIZED STEEL INTERNAL
 PANEL ARE NOT INCLUDED, BUT
 CAN BE PURCHASED SEPARATELY.

0.690 [17.5] DIA. BOSS WITH 0.200 [5] DIA. HOLE x 0.395 [10] DEEP (4) PLACES
 BOSSES ACCEPT M6 METRIC OR 0.250" STD. SHEET METAL SCREWS x 0.375 [9] LG. (NOT SUPPLIED)



VIEW LESS DOOR
 0.690 [17.5] DIA. BOSS WITH M5x0.8mm PITCH THREADED BRASS INSERT (16) PLACES

DOOR INCLUDES GRAY POLYURETHANE GASKET.
 DIMENSIONS = INCHES [MILLIMETERS]

0.590 [15] DIA. BOSS WITH M5x0.8mm PITCH THREADED BRASS INSERT (12) PLACES

NOTE: ALL DIMENSIONS HAVE ±0.039 [±1] TOLERANCE UNLESS OTHERWISE SPECIFIED

PART NO.			DIMENSIONS																	
INDOOR	INDOOR	OUTDOOR	A	B	C	D	E	F	G	H	J	K	L	M	N	P	R	S	T	U
ABS	ABS/PC	PBT/PC	20.740	28.610	19.860	16.703	3.900	27.734	24.562	3.900	0.985	11.125	31.070	32.050	23.225	24.180	22.203	5.750	30.125	10.175
NBC-10342	NBC-10352	NBC-10372	[526.5]	[726.5]	[504]	[424]	[99]	[704]	[623.5]	[99]	[25]	[282]	[789]	[814]	[589.5]	[614]	[563.5]	[146]	[765]	[258]