

GEDORE



GEDORE TOOLS, INC.

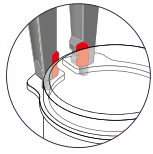
7187 Bryhawke Circle, Suite 700 North
Charleston, SC 29418 USA

T +1-843-225-5015
F +1-843-225-5020
info@gedoretools.com

www.gedoretools.com

Circlip pliers for external retaining rings (shafts)

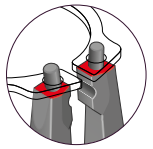
8000 AE



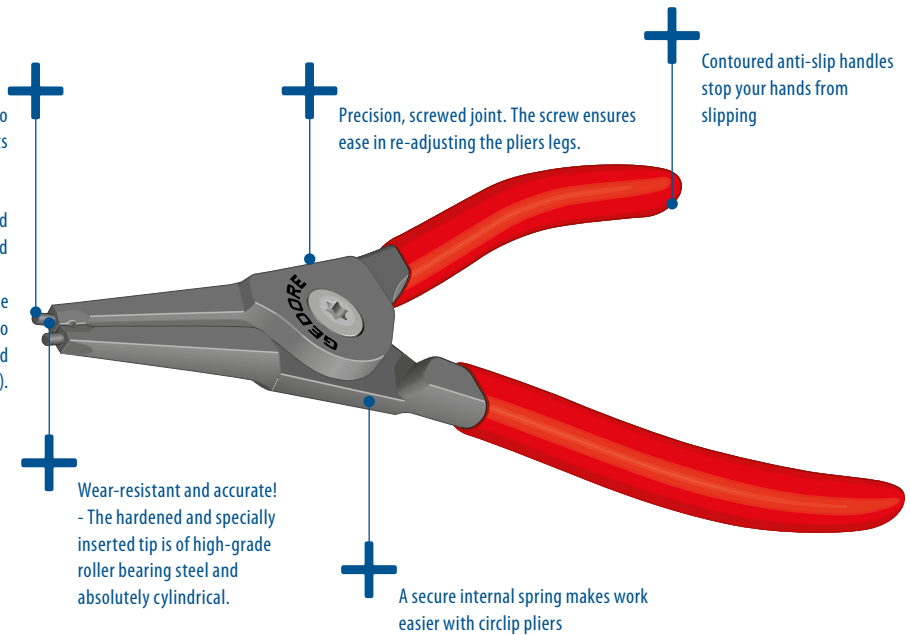
Flattened tip mounting makes it easier to get at the safety ring eyelets

Secure tip thanks to keyed press-fixing in the pliers head

With no retaining groove in the tips, the safety ring cannot be inadvertently bent and it remains absolutely flat. In addition no weakening of the tips from a retaining groove (notching-induced rated breaking point).



Large contact surface for the safety ring stops it becoming twisted



Precision, screwed joint. The screw ensures ease in re-adjusting the pliers legs.

Contoured anti-slip handles stop your hands from slipping

Wear-resistant and accurate!
- The hardened and specially inserted tip is of high-grade roller bearing steel and absolutely cylindrical.

A secure internal spring makes work easier with circlip pliers

TIP

This thus lessens safety ring twisting!

- Always ensure that the fitting side is the right one when installing safety rings.
- The safety ring "eyelets" are stamped and thus they are slightly conical.
- To stop any ring twisting, the narrower side of the eyelets* should rest on the pliers.

* The bevel-free side is also the narrower side of the eyelets.

8000 AE 0 - AE 4 CIRCLIP PLIERS FOR EXTERNAL RETAINING RINGS

Form A

- For safety rings as per DIN 471, DIN 983
- DIN 5254 Form A
- Straight jaws
- Inside-positioned opening spring
- Pliers basic body in GEDORE chrome-vanadium special steel
- Pressed-in tips of highly wear-resistant roller bearing steel
- Twisting-impeding tip geometry
- Screwed joint connection
- Steel-grey with red-dipped anti-slip handles



● mm	● inch	L	L ₁	d	⚖	Code	No.
3-10	5/32-3/8	144	39	0.9	0.090	2930633	8000 AE 0
10-25	3/8-1	145	39	1.3	0.095	2930668	8000 AE 1
19-60	3/4-2.3/8	183	57	1.8	0.180	2923602	8000 AE 2
40-100	1.5/8-4	230	68	2.3	0.310	2930676	8000 AE 3
85-140	3.3/8-5.1/2	332	95	3.2	0.590	2930684	8000 AE 4



8000 AE 01 - AE 41 CIRCLIP PLIERS FOR EXTERNAL RETAINING RINGS



Form B

- > For safety rings as per DIN 471, DIN 983
- > DIN 5254 Form B
- > 90° angled jaws
- > Inside-positioned opening spring
- > Pliers basic body in GEDORE chrome-vanadium special steel
- > Pressed-in tips of highly wear-resistant roller bearing steel
- > Twisting-impeding tip geometry
- > Screwed joint connection
- > Steel-grey with red-dipped anti-slip handles

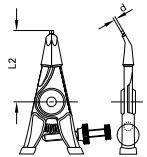



● mm	● inch	L	L ₂	d	⚖ kg	Code	No.
3-10	5/32-3/8	133	27	0.9	0.090	2930692	8000 AE 01
10-25	3/8-1	133	27	1.3	0.095	2930706	8000 AE 11
19-60	3/4-2.3/8	170	44	1.8	0.180	2930714	8000 AE 21
40-100	1.5/8-4	217	54	2.3	0.310	2930730	8000 AE 31
85-140	3.3/8-5.1/2	311	74	3.2	0.590	2930749	8000 AE 41

8000 A 0G - A 2G CIRCLIP PLIERS FOR EXTERNAL RETAINING RINGS



- > For shafts without groove
- > For retaining rings Seeger as well as Benzing
- > Similar to DIN 5254 Form A
- > A 0G - A 1G = tips angled 30°
- > A 2G = straight tips
- > With opening spring and adjusting screw to limit opening
- > High degree of assembly reliability, the limit opening rules out any over-tensioning of the smallest of retaining rings
- > Forged GEDORE chrome-vanadium special hardened and tempered steel
- > Precision machined, oil hardened and annealed
- > Black, with red dipped handles

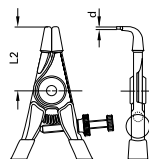



for Seeger circlips ● mm	for Benzing clamping circlips ● mm	L	L ₂	d	⚖ kg	Code	No.
1,5-3,5	1,5-3,5	140	40	0.7	0.099	6700140	8000 A 0G
4,0-9,0	3,0-11,0	140	40	1.1	0.098	6700220	8000 A 1G
10,0-15,0	12,0-16,0	182	57	1.8	0.189	6700300	8000 A 2G

8000 A 01G - A 21G CIRCLIP PLIERS FOR EXTERNAL RETAINING RINGS



- > For shafts without groove
- > For retaining rings Seeger as well as Benzing
- > Similar to DIN 5254 Form B
- > 90° angled tips
- > With opening spring and adjusting screw to limit opening
- > High degree of assembly reliability, the limit opening rules out any over-tensioning of the smallest of retaining rings
- > Forged GEDORE chrome-vanadium special hardened and tempered steel
- > Precision machined, oil hardened and annealed
- > Black, with red dipped handles



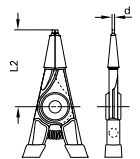

for Seeger circlips ● mm	for Benzing clamping circlips ● mm	L	L ₂	d	⚖ kg	Code	No.
1,5-3,5	1,5-3,5	134	33	0.7	0.100	6700650	8000 A 01G
4,0-9,0	3,0-11,0	134	33	1.1	0.099	6700730	8000 A 11G
10,0-15,0	12,0-16,0	170	45	1.8	0.184	6700810	8000 A 21G

8000 A 0 - A 4 CIRCLIP PLIERS FOR EXTERNAL RETAINING RINGS



Form A

- > For retaining rings as per DIN 471, DIN 983
- > DIN 5254 Form A
- > Straight tips
- > With opening spring
- > With clamping protection
- > Forged GEDORE chrome-vanadium special hardened and tempered steel
- > Precision machined, oil hardened and annealed
- > Black, with red dipped handles



● mm	● inch	L	L ₂	d	⚖ kg	Code	No.
3-10	5/32-3/8	141	40.0	0.9	0.096	6701380	8000 A 0
10-25	3/8-1	141	40.0	1.3	0.098	6701460	8000 A 1
19-60	3/4-2.3/8	182	54.0	1.8	0.186	6701540	8000 A 2
40-100	1.5/8-4	230	69.0	2.3	0.310	6701620	8000 A 3
85-140	3.3/8-5.1/2	320	85.5	3.2	0.555	6701700	8000 A 4




8000 A 01 - A 41

CIRCLIP PLIERS FOR EXTERNAL RETAINING RINGS



Form B

- > For retaining rings as per DIN 471, DIN 983
- > DIN 5254 Form B
- > 90° angled tips
- > With opening spring
- > With clamping protection
- > Forged GEDORE chrome-vanadium special hardened and tempered steel
- > Precision machined, oil hardened and annealed
- > Black, with red dipped handles



mm	inch	L	L ₁	d	kg	Code	No.
3-10	5/32-3/8	130	29	0.9	0.097	6702270	8000 A 01
10-25	3/8-1	130	29	1.3	0.097	6702350	8000 A 11
19-60	3/4-2.3/8	170	43	1.8	0.182	6702430	8000 A 21
40-100	1.5/8-4	210	53	2.3	0.317	6702510	8000 A 31
85-140	3.3/8-5.1/2	305	64	3.2	0.563	6702780	8000 A 41

8000 A 02 - A 42

CIRCLIP PLIERS FOR EXTERNAL RETAINING RINGS



- > Similar to DIN 5254 Form B
- > 45° angled tips
- > With opening spring
- > With clamping protection
- > Forged GEDORE chrome-vanadium special hardened and tempered steel
- > Precision machined, oil hardened and annealed
- > Black, with red dipped handles



mm	inch	L	L ₁	d	kg	Code	No.
3-10	5/32-3/8	139	38.0	0.9	0.097	2015021	8000 A 02
10-25	3/8-1	139	38.0	1.3	0.097	2015048	8000 A 12
19-60	3/4-2.3/8	179	51.0	1.8	0.182	2015056	8000 A 22
40-100	1.5/8-4	226	65.0	2.3	0.317	2015064	8000 A 32
85-140	3.3/8-5.1/2	315	80.5	3.2	0.568	2015072	8000 A 42

8000 A 4 - A 6

CIRCLIP PLIERS FOR EXTERNAL RETAINING RINGS



- > Straight tips
- > Black, tips and lock lever zinc-plated
- > The toothed bracket stops the pliers legs from straddling beyond the permitted working area
- > This ensures safe working even in hidden fitting positions
- > Locking pin can be replaced
- > Non-crush type release-lever with handle recesses, red dip-insulated
- > Precision machined, oil hardened and annealed
- > E-8000 A = pair of spare tips



mm	inch	d	L	kg	Code	No.
85-140	3.3/8-5.1/2	3.2	550	1.921	2011778	8000 A 4 EL
122-300	4.13/16-11.7/8	3.5	550	1.921	6701890	8000 A 5
252-400	9.15/16-15.13/16	4.5	586	1.922	6701970	8000 A 6

d	kg	Code	No.
3.2	0.072	2011670	E-8000 A 4 EL
3.5	0.072	5701840	E-8000 A 5
4.5	0.112	5701920	E-8000 A 6

8000 A 41 - A 61

CIRCLIP PLIERS FOR EXTERNAL RETAINING RINGS



- > 90° angled tips
- > Tips and lock lever zinc-plated
- > Lever handle-end red dip-insulated
- > Finger protection
- > Reinforced safety arms
- > Precision machined, oil hardened and annealed
- > E-8000 A = pair of spare tips



mm	inch	d	L	kg	Code	No.
85-140	3.3/8-5.1/2	3.2	560	1.898	2011786	8000 A 41 EL
122-300	4.13/16-11.7/8	3.5	560	1.898	6702860	8000 A 51
252-400	9.15/16-15.13/16	4.5	585	1.953	6718430	8000 A 61


d	kg	Code	No.
3.2	0.072	2011697	E-8000 A 41 EL
3.5	0.112	5702810	E-8000 A 51
4.5	0.140	5701760	E-8000 A 61

5 8028



>425

1500 ES-8000



>103

Circlip pliers for internal retaining rings (bores)

8000 JE 0 - JE 4 CIRCLIP PLIERS FOR INTERNAL RETAINING RINGS

Form C

- > For safety rings as per DIN 472, DIN 984
- > DIN 5256 Form C
- > Straight jaws
- > Pliers basic body in GEDORE chrome-vanadium special steel
- > Pressed-in tips of highly wear-resistant roller bearing steel
- > Twisting-impeding tip geometry
- > Screwed joint connection
- > Steel-grey with blue-dipped anti-slip handles



Ø mm	Ø inch	L	L ₂	d	⚖️	Code	No.
8-13	3/8-9/16	139	41	0.9	0.090	2930757	8000 JE 0
12-25	3/8-1	139	41	1.3	0.090	2930765	8000 JE 1
19-60	3/4-2.3/8	182	54	1.8	0.160	2930773	8000 JE 2
40-100	1.5/8-4	230	68	2.3	0.280	2930781	8000 JE 3
85-140	3.3/8-5.1/2	324	86	3.2	0.550	2930803	8000 JE 4

8000 JE 01 - JE 41 CIRCLIP PLIERS FOR INTERNAL RETAINING RINGS

Form D

- > For safety rings as per DIN 472, DIN 984
- > DIN 5256 Form D
- > 90° angled jaws
- > Pliers basic body in GEDORE chrome-vanadium special steel
- > Pressed-in tips of highly wear-resistant roller bearing steel
- > Twisting-impeding tip geometry
- > Screwed joint connection
- > Steel-grey with blue-dipped anti-slip handles

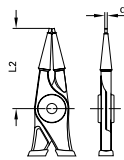


Ø mm	Ø inch	L	L ₂	d	⚖️	Code	No.
8-13	3/8-9/16	129	30	0.9	0.090	2930811	8000 JE 01
12-25	3/8-1	129	30	1.3	0.090	2930838	8000 JE 11
19-60	3/4-2.3/8	170	43	1.8	0.160	2930846	8000 JE 21
40-100	1.5/8-4	217	53	2.3	0.280	2930854	8000 JE 31
85-140	3.3/8-5.1/2	310	70	3.2	0.550	2930862	8000 JE 41

8000 J 0 - J 4 CIRCLIP PLIERS FOR INTERNAL RETAINING RINGS

Form C

- > For retaining rings as per DIN 472, DIN 984
- > DIN 5256 Form C
- > Straight tips
- > Forged GEDORE chrome-vanadium special hardened and tempered steel
- > Precision machined, oil hardened and annealed
- > Black, with blue dipped handles

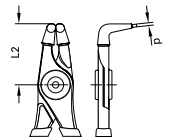


Ø mm	Ø inch	L	L ₂	d	⚖️	Code	No.
8-13	3/8-9/16	141	41.0	0.9	0.080	6703240	8000 J 0
12-25	3/8-1	141	41.0	1.3	0.081	6703320	8000 J 1
19-60	3/4-2.3/8	183	54.0	1.8	0.164	6703400	8000 J 2
40-100	1.5/8-4	230	68.0	2.3	0.281	6703590	8000 J 3
85-140	3.3/8-5.1/2	322	84.5	3.2	0.472	6703670	8000 J 4

8000 J 01 - J 41 CIRCLIP PLIERS FOR INTERNAL RETAINING RINGS


Form D

- > For retaining rings as per DIN 472, DIN 984
- > DIN 5256 Form D
- > 90° angled tips
- > Forged GEDORE chrome-vanadium special hardened and tempered steel
- > Precision machined, oil hardened and annealed
- > Black, with blue dipped handles



Ø mm	Ø inch	L	L ₂	d	⚖️	Code	No.
8-13	3/8-9/16	129	28	0.9	0.080	6704130	8000 J 01
12-25	3/8-1	129	28	1.3	0.082	6704210	8000 J 11
19-60	3/4-2.3/8	169	41	1.8	0.161	6704480	8000 J 21
40-100	1.5/8-4	214	50	2.3	0.279	6704560	8000 J 31
85-140	3.3/8-5.1/2	292	65	3.2	0.484	6704640	8000 J 41

1500 CT1-8000



>111

8000 J 02 - J 42

CIRCLIP PLIERS FOR INTERNAL RETAINING RINGS



- > Similar to DIN 5256 Form D
- > 45° angled tips
- > Forged GEDORE chrome-vanadium special hardened and tempered steel
- > Precision machined, oil hardened and annealed
- > Black, with blue dipped handles




Ø mm	Ø inch	L	L ₂	d	⚖️	Code	No.
8-13	3/8-9/16	139	39.0	0.9	0.080	2014963	8000 J 02
12-25	3/8-1	139	39.0	1.3	0.080	2014971	8000 J 12
19-60	3/4-2.3/8	180	52.0	1.8	0.161	2014998	8000 J 22
40-100	1.5/8-4	226	64.0	2.3	0.279	2015005	8000 J 32
85-140	3.3/8-5.1/2	316	78.5	3.2	0.484	2015013	8000 J 42

8000 J 4 - J 6

CIRCLIP PLIERS FOR INTERNAL RETAINING RINGS

- > Straight tips
- > Black, tips and lock lever zinc-plated
- > The toothed bracket stops the pliers legs from straddling beyond the permitted working area
- > This ensures safe working even in hidden fitting positions

- > Locking pin can be replaced
- > Non-crush type release-lever with handle recesses, blue dip-insulated
- > Precision machined, oil hardened and annealed
- > E-8000 J = pair of spare tips



8000 J 4 - J 6

CIRCLIP PLIERS FOR INTERNAL RETAINING RINGS

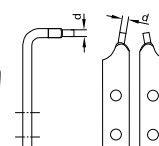
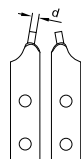



8000 J 41 - J 61

CIRCLIP PLIERS FOR INTERNAL RETAINING RINGS



- > 90° angled tips
- > Black, tips and lock lever zinc-plated
- > Lever handle-end blue dip-insulated
- > Finger protection
- > Reinforced safety arms
- > Precision machined, oil hardened and annealed
- > E-8000 J = pair of spare tips



Ø mm	Ø inch	d	↳ mm ↳	⚖️	Code	No.
85-140	3.3/8-5.1/2	3.2	565	1.835	2011794	8000 J 4 EL
122-300	4.13/16-11.7/8	3.5	565	1.836	6703750	8000 J 5
252-400	9.15/16-15.13/16	4.5	575	1.846	6703830	8000 J 6

d	⚖️	Code	No.
3.2	0.072	2011700	E-8000 J 4 EL
3.5	0.072	5703700	E-8000 J 5
4.5	0.082	5703890	E-8000 J 6

Ø mm	Ø inch	d	↳ mm ↳	⚖️	Code	No.
85-140	3.3/8-5.1/2	3.2	575	1.953	2011808	8000 J 41 EL
122-300	4.13/16-11.7/8	3.5	575	1.953	6704720	8000 J 51
252-400	9.15/16-15.13/16	4.5	579	1.934	6718510	8000 J 61

d	⚖️	Code	No.
3.2	0.072	2011719	E-8000 J 41 EL
3.5	0.116	5704780	E-8000 J 51
4.5	0.116	5702730	E-8000 J 61

Circlip pliers for retaining rings (parallel)

8005 A PLIERS FOR EXTERNAL RETAINING RINGS

- > For shafts
- > Supplied with four different clamping tips

- > The circlip is securely clamped before removal by choosing a suitable distance between the clamping tips. This means that unnecessary plier movement is avoided, and the circlip may be opened completely. The special parallel movement of the clamping tips and their recesses in the direction of the pressure applied ensure that the circlip will be clamped firmly.



8005 A CIRCLIP PLIERS FOR EXTERNAL RETAINING RINGS



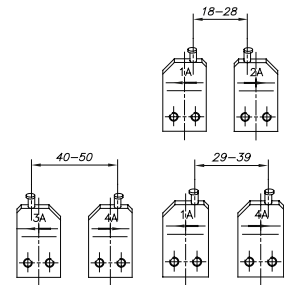
mm	mm	mm	mm	kg	Code	No.
305-500	4.5	5,9	665	3.520	6707150	8005 A

E-8005 A SPARE TIPS

for external retaining rings (per piece)

Selection aid:

- > The spacing of holes for non-tensioned circlips is normally between 20 mm and 50 mm
- > The tips used to spread the rings are fitted to match the opening width of the non-tensioned circlip
- > Opening widths 18-28 mm:
Combination tips E-8005 1 A and E-8005 2 A
- > Opening widths 29-39 mm:
Combination tips E-8005 1 A and E-8005 4 A
- > Opening widths 40-50 mm:
Combination tips E-8005 3 A and E-8005 4 A



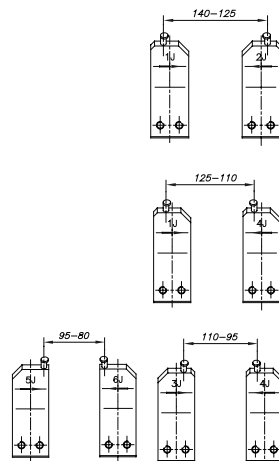
kg	Code	No.	kg	Code	No.
0.068	5700790	E-8005 1 A	0.068	5702300	E-8005 3 A
0.068	5702220	E-8005 2 A	0.068	5702490	E-8005 4 A

E-8005 J SPARE TIPS

for internal retaining rings (per piece)

Selection aid:

- > The spacing of holes for non-tensioned circlips is normally between 80 mm and 140 mm
- > The tips used to spread the rings are fitted to match the opening width of the non-tensioned circlip
- > Opening widths 140-125 mm:
Combination tips E-8005 1 J and E-8005 2 J
- > Opening widths 125-110 mm:
Combination tips E-8005 1 J and E-8005 4 J
- > Opening widths 110-95 mm:
Combination tips E-8005 3 J and E-8005 4 J
- > Opening widths 95-80 mm:
Combination tips E-8005 5 J and E-8005 6 J



kg	Code	No.	kg	Code	No.
0.116	5703380	E-8005 1 J	0.116	5703620	E-8005 5 J
0.116	5703460	E-8005 2 J	0.116	5703970	E-8005 6 J
0.116	5704190	E-8005 3 J			
0.113	5703540	E-8005 4 J			

8005 J CIRCLIP PLIERS FOR INTERNAL RETAINING RINGS

- > For bores
- > Supplied with six different clamping tips
- > The circlip is securely clamped before removal by choosing a suitable distance between the clamping tips. This means that unnecessary plier movement is avoided, and the circlip may be opened completely. The special parallel movement of the clamping tips and their recesses in the direction of the pressure applied ensure that the circlip will be clamped firmly.



mm	mm	mm	mm	kg	Code	No.
305-500	4.5	5,9	705	3.885	6707230	8005 J